

Attention Baseball Fans!

STRAT-O-MATIC EXTRAS

* OLDTIMER TEAMS * INDIVIDUAL GAME PARTS * HALL OF FAME TEAMS
* 1990 BASEBALL TEAMS * NAMELESS PLAYERS * SCORESHEET PADS
* T-SHIRTS * PAST SEASON TEAMS * BOOKS

OLDTIMER TEAMS

Strat-O-Matic Game Company takes great pride in presenting six oldtimer sets (1920 and 1930 oldtimer set, 1940 oldtimer set, 1950 and 1960 oldtimer set, 1960 Series B oldtimer set, 1900-1919 oldtimer set and 1920 and 1930 Series B oldtimer set) enabling you to manage 42 teams of the past. You need not be familiar with the player personnel of each team as each player's card contains all important statistical information (similar to our present player cards).

STRAT-O-MATIC 1900 AND 1910 OLDTIMER TEAMS

1905 NEW YORK (N.L.) 105-48 WORLD CHAMPIONS

BATTING AND PITCHING: M. Donlin .356, 7 HR's, 33 SB's; R. Bresnahan .302; A. Devlin 59 SB's; C. Mathewson 32-8, 1.27; J. McGinnity 21-15 2.87; L. Ames 22-8 2.74

1906 CHICAGO (N.L.) 116-36 NATIONAL LEAGUE PENNANT WINNERS

BATTING AND PITCHING: H. Steinfeldt .327, 29 SB's; F. Chance .319, 57 SB's; J. Kling .312; M. Brown 25-6, 1.04; E. Reulbach 20-4, 1.65; J. Pfister 19-9, 1.56

1909 PITTSBURGH 110-42 WORLD CHAMPIONS

BATTING AND PITCHING: H. Wagner .339, 35 SB's; F. Clarke .287, 31 SB's; V. Willis 23-11, 2.24; H. Camnitz 24-6, 1.62; B. Adams 12-3, 1.11; N. Maddox 14-8, 2.21

1909 DETROIT 98-54 AMERICAN LEAGUE PENNANT WINNERS

BATTING AND PITCHING: T. Cobb .377, 76 SB's, 9 HR's; S. Crawford .314, 30 SB's, 6 HR's; D. Bush .273, 53 SB's; G. Mullin 29-8, 2.22; E. Willett 21-11, 2.34; E. Summers 19-9, 2.24

1911 PHILADELPHIA (A.L.) 101-50 WORLD CHAMPIONS

BATTING AND PITCHING: E. Collins .365, 38 SB's; F. Baker .334, 9 HR's, 38 SB's; S. McInnis .321; D. Murphy .329; J. Coombs 29-12, 3.53; E. Plank 22-8, 2.10; C. Bender 16-5, 2.16

1919 CHICAGO (A.L.) 88-52 AMERICAN LEAGUE PENNANT WINNERS

BATTING AND PITCHING: J. Jackson .351; E. Collins .319, 33 SB's, N. Leibold .302; E. Cicotte 29-7, 1.82; L. Williams 23-11, 2.64; D. Kerr 13-7, 2.88

STRAT-O-MATIC 1920 AND 1930 OLDTIMER TEAMS

1922 NEW YORK (N.L.) 93-61 WORLD CHAMPIONS

BATTING AND PITCHING: C. Stengel .368; F. Snyder .343; G. Kelly .328, 17 HR's; I. Meusel .331, 16 HR's; F. Frisch .327; A. Nehf 19-13, 3.29; J. Barnes 13-8 3.51; R. Ryan 17-12, 3.01

1924 WASHINGTON 92-62 WORLD CHAMPIONS

BATTING AND PITCHING: G. Goslin .344, 12 HR's; S. Rice .334; J. Judge .324; W. Johnson 23-7, 2.72; T. Zachary 15-9, 2.75; G. Mogridge 16-11, 3.76

1927 NEW YORK (A.L.) 110-44 WORLD CHAMPIONS

BATTING AND PITCHING: L. Gehrig .373, 47 HR's; B. Ruth .356, 60 HR's; E. Combs .356; B. Meusel .337; W. Hoyt 22-7, 2.63; H. Pennock 19-8, 3.00; U. Shocker 18-6, 2.84; W. Moore 19-7

1931 PHILADELPHIA (A.L.) 107-45 AMERICAN LEAGUE PENNANT WINNERS

BATTING AND PITCHING: A. Simmons .390, 22 HR's; M. Cochrane .349, 17 HR's; J. Foxx .291, 30 HR's; M. Haas .323; L. Grove 31-4, 2.05; G. Earnshaw 21-7, 3.67; R. Walberg 20-12, 3.74

1934 ST. LOUIS (N.L.) 95-58 WORLD CHAMPIONS

BATTING AND PITCHING: R. Collins .333, 35 HR's; D. Medwick .319, 18 HR's, F. Frisch .305; B. Delancey .316, 13 HR's; D. Dean 30-7, 2.65; P. Dean 19-11, 3.44; T. Carleton 16-11, 4.26

1935 CHICAGO (N.L.) 100-54 NATIONAL LEAGUE PENNANT WINNERS

BATTING AND PITCHING: G. Hartnett .344, 13 HR's; B. Herman .341; F. Demaree .325; C. Klein .293, 21 HR's; L. Warneke 20-13, 3.06; B. Lee 20-6, 2.96; L. French 17-10, 2.96

STRAT-O-MATIC 1920 AND 1930 OLDTIMER TEAMS - SERIES B

1920 CLEVELAND 98-56 WORLD CHAMPIONS

BATTING AND PITCHING: T. Speaker .388, 50 2B's; C. Jamieson .319; E. Smith .316; L. Gardner .310; J. Bagby 31-12, 2.89; S. Coveleski 24-14, 2.49; R. Caldwell 20-10, 3.86

1921 NEW YORK (A.L.) 98-55 AMERICAN LEAGUE PENNANT WINNERS

BATTING AND PITCHING: B. Ruth .378, 59 HR's, 16 3B's, 44 2B's; B. Meusel .318, 24 HR's, 16 3B's; W. Schang .316; C. Mays 27-9, 3.05; W. Hoyt 19-13, 3.09; B. Shawkey 18-12, 4.08

1922 ST. LOUIS (A.L.) 93-61 2ND PLACE, AMERICAN LEAGUE

BATTING AND PITCHING: G. Sisler .420, 18 3B's, 51 SB's; K. Williams .332, 39HR's, 37 SB's; J. Tobin .331, 13 HR's; H. Severeid .321; U. Shocker 24-17, 2.97; E. Vangilder 19-13, 3.42

1927 PITTSBURGH 94-60 NATIONAL LEAGUE PENNANT WINNERS

BATTING AND PITCHING: P. Waner .380, 17 3B's; L. Waner .355; P. Traynor .342; J. Harris .326; C. Hill 22-11, 3.24; R. Kremer 19-8, 2.47; L. Meadows 19-10, 3.40

1929 CHICAGO (N.L.) 98-54 NATIONAL LEAGUE PENNANT WINNERS

BATTING AND PITCHING: R. Hornsby .380, 40 HR's; R. Stephenson .362, 17 HR's; K. Cuyler .360, 15 HR's, 43 SB's; H. Wilson .345, 39 HR's; P. Malone 22-10, 3.57; C. Root 19-6, 3.47

1933 NEW YORK (N.L.) 91-61 NATIONAL LEAGUE PENNANT WINNERS

BATTING AND PITCHING: B. Terry .322; L. O'Doul .284, 14 HR's; M. Ott .283, 23 HR's; C. Hubbell 23-12, 1.66; H. Schumacher 19-12, 2.16; F. Fitzsimmons 16-11, 2.90, R. Parmelee 13-8

1934 DETROIT 101-53 AMERICAN LEAGUE PENNANT WINNERS

BATTING AND PITCHING: C. Gehring .356, 50 2B's; H. Greenberg .339, 26 HR's, 63 2B's; M. Cochrane .320; M. Owen .317; J. White .313, 28 SB's; S. Rowe 24-8, 3.45; T. Bridges 22-11

1936 NEW YORK (A.L.) 102-51 WORLD CHAMPIONS

BATTING AND PITCHING: B. Dickey .362, 22 HR's; L. Gehrig .354, 49 HR's; J. DiMaggio .323, 29 HR's, 15 3B's; R. Rolfe .319, 15 3B's; R. Ruffing 20-12, 3.85; M. Pearson 19-7, 3.71

STRAT-O-MATIC 1940 OLDTIMER TEAMS

1940 CINCINNATI 100-53 WORLD CHAMPIONS

BATTING AND PITCHING: E. Lombardi .319, 14 HR's; F. McCormick .309, 19 HR's; M. McCormick .300; B. Walters 22-10, 2.48; P. Derringer 20-12, 3.06; G. Thompson 16-9, 3.32

1941 NEW YORK (A.L.) 101-53 WORLD CHAMPIONS

BATTING AND PITCHING: J. DiMaggio .357, 30 HR's; C. Keller .298, 33 HR's; T. Henrich .277, 31 HR's; P. Rizzuto .307; R. Ruffing 15-6, 3.58; L. Gomez 15-5, 3.75; M. Russo 14-10, 3.09

1941 BROOKLYN 100-54 NATIONAL LEAGUE PENNANT WINNERS

BATTING AND PITCHING: P. Reiser .343; D. Camilli .285, 34 HR's; D. Medwick .318, 18 HR's; D. Walker .311; K. Higbe 22-9, 3.14; W. Wyatt 22-10, 2.34

1946 ST. LOUIS (N.L.) 98-58 WORLD CHAMPIONS

BATTING AND PITCHING: S. Musial .365, 16 HR's; E. Slaughter .300, 18 HR's; W. Kurowski .301, 14 HR's; H. Pollet 21-10, 2.10; H. Breechen 15-15, 2.49; M. Dickson 15-6, 2.89

1946 BOSTON (A.L.) 104-50 AMERICAN LEAGUE PENNANT WINNERS

BATTING AND PITCHING: D. DiMaggio .316; T. Williams .342, 38 HR's; J. Pesky .335; R. York .276, 17 HR's; B. Ferriss 25-6, 3.25; T. Hughson 20-11, 2.75; M. Harris 17-9, 3.63

1948 CLEVELAND 97-58 WORLD CHAMPIONS

BATTING AND PITCHING: L. Boudreau .355, 18 HR's; D. Mitchell .336; K. Keltner .297, 31 HR's; J. Gordon .280, 32 HR's; B. Lemon 20-14, 2.82; G. Bearden 20-7, 2.43; B. Feller 19-15, 3.57

STRAT-O-MATIC 1950 AND 1960 OLDTIMER TEAMS


1950 NEW YORK (A.L.) 98-56 WORLD CHAMPIONS
BATTING AND PITCHING: J. DiMaggio .301, 32 HR's; Y. Berra .322, 28 HR's; H. Bauer .320; P. Rizzuto .324; V. Raschi 21-8, 3.99; A. Reynolds 16-12, 3.73; E. Lopat 18-8; W. Ford 9-1
1950 PHILADELPHIA (N.L.) 91-63 NATIONAL LEAGUE PENNANT WINNERS
BATTING AND PITCHING: D. Ennis .311, 31 HR's; R. Ashburn .303; D. Sisler .296, 13 HR's; A. Seminick .288, 24 HR's; R. Roberts 20-11, 3.02; C. Simmons 17-8, 3.39; J. Konstanty 16-7
1953 BROOKLYN 105-49 NATIONAL LEAGUE PENNANT WINNERS
BATTING AND PITCHING: C. Furillo .344, 21 HR's; D. Snider .336, 42 HR's; J. Robinson .329; R. Campanella .312, 41 HR's; G. Hodges .302, 31 HR's; C. Erskine 20-6, 3.53; R. Meyer 15-5
1954 NEW YORK (N.L.) 97-57 WORLD CHAMPIONS
BATTING AND PITCHING: W. Mays .345, 41 HR's; D. Mueller .342; D. Rhodes .341; J. Antonelli 21-7, 2.29; R. Gomez 17-9, 2.88; S. Maglie 14-6, 3.26; H. Wilhelm 12-4, 2.11
1954 CLEVELAND 111-43 AMERICAN LEAGUE PENNANT WINNERS
BATTING AND PITCHING: B. Avila .341; A. Rosen .300, 24 HR's; A. Smith .281; L. Doby .272, 32 HR's; E. Wynn 23-11, 2.72; B. Lemon 23-7, 2.72; M. Garcia 19-8, 2.64; D. Mossi 6-1, 1.94
1957 MILWAUKEE 95-59 WORLD CHAMPIONS
BATTING AND PITCHING: H. Aaron .322, 44 HR's; R. Schoendienst .309; E. Mathews .292, 32 HR's; W. Covington .284, 21 HR's; W. Spahn 21-11, 2.69; L. Burdette 17-9, 3.71; B. Buhl 18-7
1960 PITTSBURGH 95-59 WORLD CHAMPIONS
BATTING AND PITCHING: D. Groat .325; R. Clemente .314, 16 HR's; R. Nelson .300; D. Hoak .282, 16 HR's; V. Law 20-9, 3.08; B. Friend 18-12, 3.00; W. Mizell 14-8, 3.50
1961 NEW YORK 109-53 WORLD CHAMPIONS
BATTING AND PITCHING: M. Mantle .317, 54 HR's; E. Howard .348, 21 HR's; R. Maris .269, 61 HR's; J. Blanchard 21 HR's; W. Ford 25-4, 3.21; R. Terry 16-3; B. Stafford 14-9; L. Arroyo 15-5

STRAT-O-MATIC 1960 OLDTIMER TEAMS - SERIES B

1961 CINCINNATI 93-61 NATIONAL LEAGUE PENNANT WINNERS
BATTING AND PITCHING: V. Pinson .343; F. Robinson .323, 37 HR's; J. Lynch .315; L. Cardenas .308; G. Coleman 26 HR's; J. Jay 21-10, 3.57; J. O'Toole 19-9, 3.11; B. Purkey 16-12, 3.77
1961 DETROIT 101-61 2ND PLACE, AMERICAN LEAGUE
BATTING AND PITCHING: N. Cash .361, 41 HR's; A. Kaline .324; R. Colavito 45 HR's; F. Lary 23-9, 3.24; J. Bunning 17-11, 3.19; D. Mossi 15-7, 2.96
1962 SAN FRANCISCO 103-62 NATIONAL LEAGUE PENNANT WINNERS
BATTING AND PITCHING: F. Alou .316, 25 HR's; O. Cepeda .306, 35 HR's; W. Mays .304, 49 HR's; J. Sanford 24-7, 3.43; B. O'Dell 19-14, 3.52; J. Marichal 18-11, 3.35; W. Pierce 16-6, 3.50
1965 LOS ANGELES 97-65 WORLD CHAMPIONS
BATTING AND PITCHING: M. Wills .286, 94 SB's; J. Gilliam .280; S. Koufax 26-8, 2.04; D. Drysdale 23-12, 2.78; C. Osteen 15-15, 2.79; R. Perranoski 6-6, 2.23
1965 MINNESOTA TWINS 102-60 AMERICAN LEAGUE PENNANT WINNERS
T. Oliva .321; J. Hall .285; Z. Versalles .273; H. Killebrew 25 HR's; D. Mincher 22 HR's; J. Grant 21-7; J. Kaat 18-11; A. Worthington 10-7; J. Klippstein 9-3
1967 ST. LOUIS 101-60 WORLD CHAMPIONS
BATTING AND PITCHING: C. Flood .335; O. Cepeda .325, 25 HR's; L. Brock .299, 21 HR's; D. Hughes 16-6, 2.67; N. Briles 14-5, 2.43; S. Carlton 14-9, 2.98; B. Gibson 13-7, 2.98
1967 BOSTON 92-70 AMERICAN LEAGUE PENNANT WINNERS
BATTING AND PITCHING: C. Yastrzemski .326, 44 HR's; G. Scott .303, 19 HR's; T. Conigliaro .287, 20 HR's; J. Lonborg 22-9, 3.16; J. Santiago 12-4, 3.59; G. Bell 12-8, 3.16
1962 NEW YORK (N.L.) - With a record of 40-120, many consider this team the worst in baseball history. Finishing last in batting, pitching, and fielding, they trailed San Francisco (pennant winners) by 60 1/2 games. Richie Ashburn's .306 batting average topped the team and Frank Thomas led in homeruns with 34. The beleaguered pitching staff was led by Roger Craig (10-24, 4.51 ERA), Al Jackson (8-20, 4.40 ERA) and Jay Hook (8-19, 4.84 ERA). Losers of their first nine ballgames, they quickly dropped to last place, and were mathematically eliminated from the pennant race August 6th.

For outstanding super-league play, establish a schedule from the above teams and decide who is the finest team from 1900 to 1967 - and perhaps of all time. Or, if you prefer, play them against your modern Strat-O-Matic baseball teams. However you choose to use your "Oldtimers", they will perform realistically and afford you much enjoyment. "The oldtimer cards are one-sided cut cards, printed in one color - set up only for basic game play."

All 42 oldtimers with all game parts may be purchased for \$35.75. The six-team sets (1900 to 1919 teams, 1920 and 30 teams or 1940 teams) may be purchased for \$12.75 each and the 8-team sets (1920 and 1930 Series B teams, 1950 and 60 teams or 1960 Series B teams) may be purchased for \$14.35. IF YOU HAVE A STRAT-O-MATIC BASEBALL GAME in your possession, you need only purchase the player cards. The 42 teams (836 players) may be purchased for \$28.50. The 1900 and 1919 teams (116 players), the 1920 and 30 teams (120 players) and the 1940 teams (120 players) may be purchased for \$5.50. The 1920 and 1930 Series B teams (160 players), the 1950 and 60 teams (160 players) and the 1960 Series B teams (160 players) may be purchased for \$7.10. Individual teams from all sets may be purchased for \$1.00 each. To order oldtimer teams, just full out coupon #1 found on page 6.




SPECIAL SET OF 36 PAST SEASON STRAT-O-MATIC TEAMS

Due to an overwhelming demand, Strat-O-Matic Game Co., Inc. has reprinted 36 of its most popular baseball teams from the past. The player cards for the teams found below are exactly the same as the originals with two exceptions: cards are in perforated form (one color) and are 60% of their original size. Teams from the 1971 to 1976 seasons are two-sided (set up for basic and advanced game play); whereas teams prior to 1971 are one-sided (set up only for basic game play).

All 36 past season teams (720 player cards) with all game parts may be purchased for \$24.25. The 36 past season teams may be purchased without game parts for \$17.00. As this set is sold as a 36-team unit only, individual teams may not be purchased.

1962 - LOS ANGELES (A.L.)	1964 - CINCINNATI	1966 - BALTIMORE	1969 - ATLANTA	1969 - SEATTLE	1972 - OAKLAND
1962 - LOS ANGELES (N.L.)	1964 - NEW YORK (A.L.)	1966 - LOS ANGELES (N.L.)	1969 - BALTIMORE	1970 - BALTIMORE	1973 - NEW YORK (N.L.)
1962 - NEW YORK (A.L.)	1964 - PHILADELPHIA	1966 - PITTSBURGH	1969 - CHICAGO (N.L.)	1970 - CINCINNATI	1974 - LOS ANGELES (N.L.)
1963 - LOS ANGELES (N.L.)	1964 - ST. LOUIS	1967 - CHICAGO (A.L.)	1969 - MINNESOTA	1971 - BALTIMORE	1974 - TEXAS
1963 - NEW YORK (A.L.)	1965 - CLEVELAND	1968 - DETROIT	1969 - MONTREAL	1971 - PITTSBURGH	1975 - BOSTON
1964 - CHICAGO (A.L.)	1965 - SAN FRANCISCO	1968 - ST. LOUIS	1969 - NEW YORK (N.L.)	1972 - HOUSTON	1976 - KANSAS CITY



If you are interested in baseball history, you will discover that our matchless baseball oldtimer seasons are a joy to play with and also very enlightening. Strat-O-Matic is extremely proud of the statistical preciseness and "nostalgic feel" ingrained in each of our oldtimer sets, particularly our last effort, the 1927 season. The 1927 season is the first oldtimer season to include the super advanced features. This outstanding effort by the Strat-O-Matic statistical staff provides you with ball park factors, pitcher's hold, individual wild pitches, balks and passed balls, batter's clutch hitting, supplementary stealing and of course all basic and advanced features for this glorious season.

Tremendous energy is exhausted in creating a Strat-O-Matic oldtimer season. Over 1500 man hours are necessary to create an oldtimer basic and advanced version of Strat-O-Matic Baseball and an additional 500 hours is necessary for a super advanced version. Why so many hours? Strat-O-Matic statisticians must go over each and every box score in order to extract all lefty-righty data and other information not contained in the official baseball records. In addition, all issues of The Sporting News are read for that specific year. In this way, we are also able to develop accurate player ratings. Are these "monster" exertions worthwhile for the baseball fan? We think so. If Strat-O-Matic did not construct this data, we would be forced to utilize the same statistical technique that our competitors use - contrived standardization of the necessary needed statistics. For example, all right handed hitters might be assigned statistics 30 points above their averages against lefty pitching and 15 points below their averages against righty pitching. Doubles, triples, homeruns and walks would also be standardized in the same manner. Irregularities would not exist. How good is this system? Totally unrealistic! In the baseball statistical world very few players conform totally to statistical standardization. Virtually every player's statistics would be partially or totally incorrectly represented.

How accurate are Strat-O-Matic lefty-righty statistics? We feel that they are very accurate for our purposes, although not as accurate as current lefty-righty breakdowns. The following comparison between 1962 major league club data and lefty-righty statistics developed by Strat-O-Matic illustrates the accuracy of Strat-O-Matic's statistical efforts. We were able to obtain major league lefty-righty information for certain teams from the 1962 season. It must be noted that the major league team statistics used for comparison purposes were not necessarily 100% correct as they also constructed their statistics by hand. Major league club lefty-righty homerun breakdowns for 46 players compared to Strat-O-Matic statistics found the following comparison: 34 players or 74% were in agreement, 10 players or almost 22% differed by one homerun and only 2 players differed by 2 homeruns. Thus 96% were exactly the same or differed by one homerun. We think that is pretty good. Concerning batting averages, a total of 74 players were compared for their batting averages hit off righty pitchers. 65 players or almost 88% differed by 10 points or less and only one player differed by more than 20 points. We think that also is pretty good.

Incidentally, during our extensive 1927 research efforts, Strat-O-Matic uncovered an original American League statistical source error. St. Louis Browns pitcher, Elam Vangilder was incorrectly credited with 100 more pitching at-bats. A Strat-O-Matic statistician contacted the Hall of Fame for verification of this error. The Hall of Fame acknowledged the original error and revised their files concerning Vangilder's pitching record for the 1927 season.

At Strat-O-Matic, we "burn the midnight oil" to give you the most realistic set of statistics and ratings for our oldtimer seasons. It may cost a few dollars more to purchase one of our prestigious oldtimer sets, but each season is a rare realistic "gem" unequalled in the baseball board game and computer game worlds.

1927 BASEBALL SEASON

Perhaps the most famous of all baseball seasons and the first Strat-O-Matic oldtimer season containing super advanced ratings and rules. New York, acknowledged by many as baseball's greatest team, dominated the American League, winning by a nineteen game margin. The National League race was a thriller with Pittsburgh nosing out St. Louis and New York. Only two games separated these three teams! However, Ruth's 60 homers and the tremendous power, pitching and defense of New York (AL) dominated this season. Many Hall of Famers dotted the rosters including Ty Cobb, Tris Speaker, George Sisler, Walter Johnson, Rogers Hornsby, Grover Cleveland Alexander, the Waner Brothers, Lefty Grove and of course, Ruth and Gehrig. Ten batters averaged over .350 and 7 pitchers won 20 or more games. The 1927 cards are two-sided and printed on perforated stock. The advanced side of each player card is printed in 3 colors and the basic side is printed in one color. **This set of cards is set up for basic, advanced and super advanced play.** All 16 teams (385 players or 20 regular players plus 4 additional players per team) with all game parts may be purchased for \$32.00. The 1927 season, without game parts, may be purchased for \$24.75. As this set is sold as a 16 team unit only, individual teams may not be purchased.

1930 BASEBALL SEASON

Incredible is perhaps the best word to describe the 1930 season. Would you believe that Philadelphia (N.L.) finished in last place despite 8 players batting over .300 including Chuck Klein and Lefty O'Doul hitting .386 and .383 respectively. Why a last place finish for Philadelphia (N.L.)? Perhaps a 6.71 team earned-run average proved their undoing. Would you believe that 98 major league players listed on Strat-O-Matic rosters hit better than .300 and 10 players hit 30 or more homeruns. And most unbelievable of all, the National League had a .303 league batting average. The American League was dominated by powerful Philadelphia and the National League presented a dog fight between half the teams in the league, eventually won by St. Louis. The 1930 season player cards are **TWO-SIDED CUT CARDS PRINTED IN ONE COLOR - set up for both basic and advanced versions (Some sets will be perforated, printed in one color).** Incidentally, Strat-O-Matic has unofficially tabulated homeruns hit off each pitcher -- a first in the world of baseball statistics. Also, you now have the intriguing opportunity to match all-time lefty hitters, Babe Ruth and Lou Gehrig, against the immortal Lefty Grove. Can Ruth and Gehrig pulverize a great lefthanded pitcher? All 16 teams (383 players or 20 regular players plus 63 additional players) with all game parts may be purchased for \$29.50. The 1930 season may be purchased without game parts for \$22.25. As this set is sold as a 16-team set only, individual teams may not be purchased. Just fill out coupon #1 found on page 6.

STRAT-O-MATIC 1950 AND 1960 OLDTIMER TEAMS


1950 NEW YORK (A.L.) 98-56 WORLD CHAMPIONS
BATTING AND PITCHING: J. DiMaggio .301, 32 HR's; Y. Berra .322, 28 HR's; H. Bauer .320; P. Rizzuto .324; V. Raschi 21-8, 3.99; A. Reynolds 16-12, 3.73; E. Lopat 18-8; W. Ford 9-1
1950 PHILADELPHIA (N.L.) 91-63 NATIONAL LEAGUE PENNANT WINNERS
BATTING AND PITCHING: D. Ennis .311, 31 HR's; R. Ashburn .303; D. Sisler .296, 13 HR's; A. Seminick .288, 24 HR's; R. Roberts 20-11, 3.02; C. Simmons 17-8, 3.39; J. Konstanty 16-7
1953 BROOKLYN 105-49 NATIONAL LEAGUE PENNANT WINNERS
BATTING AND PITCHING: C. Furillo .344, 21 HR's; D. Snider .336, 42 HR's; J. Robinson .329; R. Campanella .312, 41 HR's; G. Hodges .302, 31 HR's; C. Erskine 20-6, 3.53; R. Meyer 15-5
1954 NEW YORK (N.L.) 97-57 WORLD CHAMPIONS
BATTING AND PITCHING: W. Mays .345, 41 HR's; D. Mueller .342; D. Rhodes .341; J. Antonelli 21-7, 2.29; R. Gomez 17-9, 2.88; S. Maglie 14-6, 3.26; H. Wilhelm 12-4, 2.11
1954 CLEVELAND 111-43 AMERICAN LEAGUE PENNANT WINNERS
BATTING AND PITCHING: B. Avila .341; A. Rosen .300, 24 HR's; A. Smith .281; L. Doby .272, 32 HR's; E. Wynn 23-11, 2.72; B. Lemon 23-7, 2.72; M. Garcia 19-8, 2.64; D. Mossi 6-1, 1.94
1957 MILWAUKEE 95-59 WORLD CHAMPIONS
BATTING AND PITCHING: H. Aaron .322, 44 HR's; R. Schoendienst .309; E. Mathews .292, 32 HR's; W. Covington .284, 21 HR's; W. Spahn 21-11, 2.69; L. Burdette 17-9, 3.71; B. Buhl 18-7
1960 PITTSBURGH 95-59 WORLD CHAMPIONS
BATTING AND PITCHING: D. Groat .325; R. Clemente .314, 16 HR's; R. Nelson .300; D. Hoak .282, 16 HR's; V. Law 20-9, 3.08; B. Friend 18-12, 3.00; W. Mizell 14-8, 3.50
1961 NEW YORK 109-53 WORLD CHAMPIONS
BATTING AND PITCHING: M. Mantle .317, 54 HR's; E. Howard .348, 21 HR's; R. Maris .269, 61 HR's; J. Blanchard 21 HR's; W. Ford 25-4, 3.21; R. Terry 16-3; B. Stafford 14-9; L. Arroyo 15-5

STRAT-O-MATIC 1960 OLDTIMER TEAMS - SERIES B

1961 CINCINNATI 93-61 NATIONAL LEAGUE PENNANT WINNERS
BATTING AND PITCHING: V. Pinson .343; F. Robinson .323, 37 HR's; J. Lynch .315; L. Cardenas .308; G. Coleman 26 HR's; J. Jay 21-10, 3.57; J. O'Toole 19-9, 3.11; B. Purkey 16-12, 3.77
1961 DETROIT 101-61 2ND PLACE, AMERICAN LEAGUE
BATTING AND PITCHING: N. Cash .361, 41 HR's; A. Kaline .324; R. Colavito 45 HR's; F. Lary 23-9, 3.24; J. Bunning 17-11, 3.19; D. Mossi 15-7, 2.96
1962 SAN FRANCISCO 103-62 NATIONAL LEAGUE PENNANT WINNERS
BATTING AND PITCHING: F. Alou .316, 25 HR's; O. Cepeda .306, 35 HR's; W. Mays .304, 49 HR's; J. Sanford 24-7, 3.43; B. O'Dell 19-14, 3.52; J. Marichal 18-11, 3.35; W. Pierce 16-6, 3.50
1965 LOS ANGELES 97-65 WORLD CHAMPIONS
BATTING AND PITCHING: M. Wills .286, 94 SB's; J. Gilliam .280; S. Koufax 26-8, 2.04; D. Drysdale 23-12, 2.78; C. Osteen 15-15, 2.79; R. Perranoski 6-6, 2.23
1965 MINNESOTA TWINS 102-60 AMERICAN LEAGUE PENNANT WINNERS
T. Oliva .321; J. Hall .285; Z. Versalles .273; H. Killebrew 25 HR's; D. Mincher 22 HR's; J. Grant 21-7; J. Kaat 18-11; A. Worthington 10-7; J. Klippstein 9-3
1967 ST. LOUIS 101-60 WORLD CHAMPIONS
BATTING AND PITCHING: C. Flood .335; O. Cepeda .325, 25 HR's; L. Brock .299, 21 HR's; D. Hughes 16-6, 2.67; N. Briles 14-5, 2.43; S. Carlton 14-9, 2.98; B. Gibson 13-7, 2.98
1967 BOSTON 92-70 AMERICAN LEAGUE PENNANT WINNERS
BATTING AND PITCHING: C. Yastrzemski .326, 44 HR's; G. Scott .303, 19 HR's; T. Conigliaro .287, 20 HR's; J. Lonborg 22-9, 3.16; J. Santiago 12-4, 3.59; G. Bell 12-8, 3.16
1962 NEW YORK (N.L.) - With a record of 40-120, many consider this team the worst in baseball history. Finishing last in batting, pitching, and fielding, they trailed San Francisco (pennant winners) by 60 1/2 games. Richie Ashburn's .306 batting average topped the team and Frank Thomas led in homeruns with 34. The beleaguered pitching staff was led by Roger Craig (10-24, 4.51 ERA), Al Jackson (8-20, 4.40 ERA) and Jay Hook (8-19, 4.84 ERA). Losers of their first nine ballgames, they quickly dropped to last place, and were mathematically eliminated from the pennant race August 6th.

For outstanding super-league play, establish a schedule from the above teams and decide who is the finest team from 1900 to 1967 - and perhaps of all time. Or, if you prefer, play them against your modern Strat-O-Matic baseball teams. However you choose to use your "Oldtimers", they will perform realistically and afford you much enjoyment. "The oldtimer cards are one-sided cut cards, printed in one color - set up only for basic game play."

All 42 oldtimers with all game parts may be purchased for \$35.75. The six-team sets (1900 to 1919 teams, 1920 and 30 teams or 1940 teams) may be purchased for \$12.75 each and the 8-team sets (1920 and 1930 Series B teams, 1950 and 60 teams or 1960 Series B teams) may be purchased for \$14.35. IF YOU HAVE A STRAT-O-MATIC BASEBALL GAME in your possession, you need only purchase the player cards. The 42 teams (836 players) may be purchased for \$28.50. The 1900 and 1919 teams (116 players), the 1920 and 30 teams (120 players) and the 1940 teams (120 players) may be purchased for \$5.50. The 1920 and 1930 Series B teams (160 players), the 1950 and 60 teams (160 players) and the 1960 Series B teams (160 players) may be purchased for \$7.10. Individual teams from all sets may be purchased for \$1.00 each. To order oldtimer teams, just full out coupon #1 found on page 6.



SPECIAL SET OF 36 PAST SEASON STRAT-O-MATIC TEAMS

Due to an overwhelming demand, Strat-O-Matic Game Co., Inc. has reprinted 36 of its most popular baseball teams from the past. The player cards for the teams found below are exactly the same as the originals with two exceptions: cards are in perforated form (one color) and are 60% of their original size. Teams from the 1971 to 1976 seasons are two-sided (set up for basic and advanced game play); whereas teams prior to 1971 are one-sided (set up only for basic game play).

All 36 past season teams (720 player cards) with all game parts may be purchased for \$24.25. The 36 past season teams may be purchased without game parts for \$17.00. As this set is sold as a 36-team unit only, individual teams may not be purchased.

1962 - LOS ANGELES (A.L.)	1964 - CINCINNATI	1966 - BALTIMORE	1969 - ATLANTA	1969 - SEATTLE	1972 - OAKLAND
1962 - LOS ANGELES (N.L.)	1964 - NEW YORK (A.L.)	1966 - LOS ANGELES (N.L.)	1969 - BALTIMORE	1970 - BALTIMORE	1973 - NEW YORK (N.L.)
1962 - NEW YORK (A.L.)	1964 - PHILADELPHIA	1966 - PITTSBURGH	1969 - CHICAGO (N.L.)	1970 - CINCINNATI	1974 - LOS ANGELES (N.L.)
1963 - LOS ANGELES (N.L.)	1964 - ST. LOUIS	1967 - CHICAGO (A.L.)	1969 - MINNESOTA	1971 - BALTIMORE	1974 - TEXAS
1963 - NEW YORK (A.L.)	1965 - CLEVELAND	1968 - DETROIT	1969 - MONTREAL	1971 - PITTSBURGH	1975 - BOSTON
1964 - CHICAGO (A.L.)	1965 - SAN FRANCISCO	1968 - ST. LOUIS	1969 - NEW YORK (N.L.)	1972 - HOUSTON	1976 - KANSAS CITY

1950 BASEBALL SEASON

Two marvelous pennant races are featured in this power-packed set. In the National League, Philadelphia defeated Brooklyn on the last day of the season (A.L.) won by a scant six games or less over challenging Detroit, Boston and Cleveland in the American League. In fact, if Ted Williams were not injured for season, Boston might have won the pennant. Incidentally, the Boston team average of .302 has not been equaled since. A total of 35 major leaguers, including DiMaggio and Stan Musial, hit .300 or higher. Both leagues broke season homerun records as Ralph Kiner led the majors with 47. Strat-O-Matic has unofficial homeruns hit off each National League pitcher - a first in the world of baseball statistics. Homeruns off the pitcher were officially recorded in the American League season player cards (389 player cards or 20 regular players plus 4 additional players per team) are **TWO-SIDED CUT CARDS PRINTED IN ONE COLOR - set up and advanced versions (Some sets will be perforated, printed in one color)**. The 1950 season with all game parts may be purchased for \$29.50 and for \$22.25 parts. As this set is sold as a 16 team set only, individual teams may not be purchased. Just fill out coupon #1 found on page 6.

1956 BASEBALL SEASON

Strat-O-Matic's first re-created past season, the 1956 season is available for purchase. This great season can easily be described with one word - POWER! Fueled by Mickey Mantle's 52 homers smashed 20 or more roundtrippers. In fact, the average player hit 16 homeruns per 600 at bats. Cincinnati tied a league team hit by walloping 221. Other highlights include an unbelievable National League pennant race (two games separating the top three teams), Mantle's triple crown competing Hall of Famers including Mantle, Mays, Williams and Musial. The 1956 season player cards are **TWO-SIDED CUT CARDS PRINTED IN ONE COLOR both basic and advanced versions**. All 16 teams (384 players or 20 regular players plus 4 additional players per team) with all game parts may be purchased for \$29.50. The 1956 season may be purchased without game parts for \$22.25. As this set is sold as a 16-team unit only, individual teams may not be purchased. Just fill out coupon #1 found on page 6.

1961 BASEBALL SEASON

The 1961 Baseball Season, Strat-O-Matic's second re-created season features unbelievable power. Roger Maris' 61 homeruns broke Babe Ruth's record. Mantle not far behind with 54. In fact, 8 players smashed 40 or more homeruns. New York (A.L.) set a team homerun record with 240 in a record breaking home run season. Twenty Hall of Fame players dotted the rosters including Mantle, Mays, Aaron, Ford and Spahn. The World Series was easily won by New York (A.L.) most powerful teams in the history of baseball. In the National League, Cincinnati outlasted Los Angeles and San Francisco. The 1961 season player cards are **TWO-SIDED CUT CARDS PRINTED IN ONE COLOR - set up for both basic and advanced versions**. All 18 teams (432 players or 20 regular players plus 4 additional players per team) with all game parts, may be purchased for \$29.50. The 1961 season may be purchased without game parts for \$22.25. As this set is sold as an 18-team unit only, individual teams may not be purchased. Just fill out coupon #1 found on page 6.

1962 BASEBALL SEASON

A recreation of Strat-O-Matic's first complete set of player cards, featuring a sensationally close race in the National League (Los Angeles (N.L.) and Cincinnati (N.L.) and 3 1/2 games respectively) and a thrilling World Series between New York (A.L.) and San Francisco. Incidentally, the National League results may have been different if Sandy Koufax were not injured for several weeks. Lots of power, with 19 players hitting 29 or more homers, led by Willie Mays (49), Harmon Killebrew (45). Also great pitching abounds, with 4 pitchers winning 23 or more games (Don Drysdale, Ralph Terry, Bob Purkey and Jack Sanford). Of course, this set is the debut of New York (N.L.), perhaps the most inept group of players ever assembled (120 Losses). The 1962 season cards are **TWO-SIDED CUT CARDS PRINTED IN ONE COLOR - set up for both basic and advanced versions**. All 20 teams (480 players or 20 regular players plus 80 additional players) with all game parts may be purchased for \$29.50. The 1962 season may be purchased without game parts for \$22.25. As this set is sold as a 20 team set only, individual teams may not be purchased. Just fill out coupon #1 found on page 6.

1968 BASEBALL SEASON

Without a doubt, this was the year of the pitcher. Major league batting averages fell to an all-time low of .237 and both leagues' earned-run averages were under 3.00. Amazingly, over 20% of the schedule resulted in shutout games. Bob Gibson of St. Louis set a Modern National League earned-run average record with 3.10. Denny McLain of Detroit won over 30 games! The only shining offensive beacons were Frank Howard's 44 homeruns and Pete Rose's major league leading batting average. The 1968 season was previously released by Strat-O-Matic and contained only the basic game features. Strat-O-Matic is now releasing the 1968 season in a **TWO-SIDED CUT CARDS PRINTED IN ONE COLOR - set up for both basic and advanced versions**. All 20 teams (480 players or 20 regular players plus 4 additional players per team) with all game parts may be purchased for \$29.50. The 1968 season may be purchased without game parts for \$22.25. As this set is sold as a 20 team set only, individual teams may not be purchased. Just fill out coupon #1 found on page 6.

1969 BASEBALL SEASON

Paced by Tom Seaver's 25 wins, New York easily won the National League pennant. In the World Series, they upset Baltimore, winners of 109 games. Harmon Killebrew with 49 homeruns led a group of seven major leaguers who hit 40 or more homers. Killebrew barely won the homerun crown as Frank Howard and Reggie Jacobs and 47 respectively! Pete Rose hit .348 (his highest ever) to lead both leagues in hitting. The 1969 season was previously released by Strat-O-Matic in 1970 with basic game features. Strat-O-Matic is now releasing the 1969 season in a **TWO-SIDED CUT CARDS PRINTED IN ONE COLOR - set up for both basic and advanced versions (Some sets will be perforated, printed in one color)**. All 24 teams (576 players or 20 regular players plus 4 additional players per team) with all game parts may be purchased for \$29.50. The 1969 season may be purchased without game parts for \$22.25. As this set is sold as a 24-team unit only, individual teams may not be purchased. Just fill out coupon #1 found on page 6.

1970 BASEBALL SEASON

Imagine St. Louis, led by pitchers Bob Gibson and Steve Carlton, finishing ten games under .500. Obviously, 1970 was a tough competitive season. Led by Brooks Robinson, Baltimore dominated the American League and Cincinnati in the World Series. Twenty players hit 30 or more homeruns and 11 pitchers won 20 or more games indicating an excellent hitting-pitching balance. All time great players such as Killebrew, Yastrzemski, Oliva, Aparicio, Aaron, Bench and Seaver played key roles. The 1970 season was previously released by Strat-O-Matic in 1971 with only the basic game features. In fact it was the last Strat-O-Matic set released in its original form. Strat-O-Matic is now releasing the 1970 season in a **TWO-SIDED CUT CARDS PRINTED IN ONE COLOR - set up for both basic and advanced versions**. All 24 teams (576 players or 20 regular players plus 4 additional players per team) with all game parts may be purchased for \$29.50. The 1970 season may be purchased without game parts for \$22.25. As this set is sold as a 24-team unit only, individual teams may not be purchased. Just fill out coupon #1 found on page 6.

ADDITIONAL 1990 BASEBALL TEAMS

Individual teams from the 1989 season can be purchased for \$1.05 each or \$23.75 for the entire 26 teams and mixed player group. The advanced side of each card is printed in three colors and the basic side is printed in one color. The player cards, almost identical in size and paper quality to past sets, are printed on perforated stock.

MIXED PLAYER GROUP

1989 MIXED PLAYER GROUP

The 1989 season Mixed Player Group consists of 27 players from several teams that are not included in the regular 27 player team rosters. They are automatically included in all 26 team and Deluxe game orders. If you have purchased a 26 team player card set or a Deluxe Baseball game, you need not order them. However, if you did not purchase a Deluxe game or if you have ordered less than 26 teams, you may want to purchase them. It must be noted that all of the Mixed Player Group cards are based on actual statistical data. They may be purchased as a separate unit only for \$1.20. Just fill out coupon #2 found on page 6.

COUPON #1
STRAT-O-MATIC OLDTIMER TEAMS COUPON

STRAT-O-MATIC GAME CO., INC.

46 Railroad Plaza, Glen Head, New York 11545

Send me the Strat-O-Matic Oldtimer set postpaid - containing the following. No team substitutions are permitted. Please check the box to the left of the desired set if you do not want the game parts. Please check the box to the right of the desired set if you do want game parts.

Without Game Parts

<input type="checkbox"/>	\$28.50	All 42 oldtimer teams	\$35.75	<input type="checkbox"/>
<input type="checkbox"/>	\$ 5.50	6 oldtimer teams from 1900 & 10 eras	\$12.75	<input type="checkbox"/>
<input type="checkbox"/>	\$ 5.50	6 oldtimer teams from 1920 & 30 eras	\$12.75	<input type="checkbox"/>
<input type="checkbox"/>	\$ 5.50	6 oldtimer teams from 1940 era	\$12.75	<input type="checkbox"/>
<input type="checkbox"/>	\$ 7.10	8 oldtimer teams from 1950 & 60 eras	\$14.35	<input type="checkbox"/>
<input type="checkbox"/>	\$ 7.10	8 oldtimer teams from 1960 era - series B	\$14.35	<input type="checkbox"/>
<input type="checkbox"/>	\$ 7.10	8 oldtimer teams - 1920 & 30 eras - series B	\$14.35	<input type="checkbox"/>
<input type="checkbox"/>	\$24.75	16, 1927 season teams	\$32.00	<input type="checkbox"/>
<input type="checkbox"/>	\$22.25	16, 1930 season teams	\$29.50	<input type="checkbox"/>
<input type="checkbox"/>	\$22.25	16, 1950 season teams	\$29.50	<input type="checkbox"/>
<input type="checkbox"/>	\$22.25	16, 1956 season teams	\$29.50	<input type="checkbox"/>
<input type="checkbox"/>	\$22.25	18, 1961 season teams	\$29.50	<input type="checkbox"/>
<input type="checkbox"/>	\$22.25	20, 1962 season teams	\$29.50	<input type="checkbox"/>
<input type="checkbox"/>	\$22.25	20, 1968 season teams	\$29.50	<input type="checkbox"/>
<input type="checkbox"/>	\$22.25	24, 1969 season teams	\$29.50	<input type="checkbox"/>
<input type="checkbox"/>	\$22.25	24, 1970 season teams	\$29.50	<input type="checkbox"/>
<input type="checkbox"/>	\$17.00	36, past season teams	\$24.25	<input type="checkbox"/>

With Game Parts

Postage & Handling Charge: Please add the applicable amount found below to cost of total order. Only one handling charge must be included with each order mailed, regardless of number of coupons or order blanks enclosed.

Up to \$5.00	add \$1.25	\$20.01 - \$25.00	add \$3.00
\$ 5.01 - \$10.00	add \$1.75	\$25.01 - \$30.00	add \$3.25
\$10.01 - \$15.00	add \$2.25	\$30.01 - \$35.00	add \$3.50
\$15.01 - \$20.00	add \$2.75	\$35.01 - \$40.00	add \$3.75
		\$40.01 or more	add \$4.00

Send me only the following oldtimer teams postpaid - I do not want the game parts. I enclose \$1.00 for each of the following circled teams, a total of I enclose money order, check or cash.

1900 and 1910 ERAS

1905 New York (N.L.)

1906 Chicago (N.L.)

1909 Detroit

1909 Pittsburgh

1911 Philadelphia (A.L.)

1919 Chicago (A.L.)

1920 and 1930 ERAS

1922 New York (N.L.)

1924 Washington

1927 New York (A.L.)

1931 Philadelphia (A.L.)

1934 St. Louis (N.L.)

1935 Chicago (N.L.)

1920 & 1930 Series B

1920 Cleveland

1921 New York (A.L.)

1922 St. Louis (A.L.)

1927 Pittsburgh

1929 Chicago (N.L.)

1933 New York (N.L.)

1934 Detroit

1936 New York (A.L.)

1940 ERA

1940 Cincinnati

1946 Boston (A.L.)

1948 Cleveland

1941 Brooklyn

1941 New York (A.L.)

1946 St. Louis (N.L.)

1950 & 1960 ERAS

1950 Philadelphia (N.L.)

1950 New York (A.L.)

1953 Brooklyn

1954 Cleveland

1954 New York (N.L.)

1957 Milwaukee

1960 Pittsburgh

1961 New York

1960 Series B

1961 Detroit

1961 Cincinnati

1962 New York (N.L.)

1962 San Francisco

1965 Los Angeles

1965 Minnesota

1967 St. Louis

1967 Boston

Total merchandise only.....

Handling charge.....

Sub-total.....

Canadian and foreign orders add 10% to total purchases.....

N.Y. State & City residents add sales tax.....

GRAND TOTAL.....

NAME

ADDRESS APT. #

CITY STATE ZIP

All foreign payments must be made by money order - U.S. currency only.

Include your street address as well as box number in the event your order is sent by United Parcel Service.

POSTAGE & HANDLING CHARGE: Please add the applicable amount found below to cost of total order. Only one handling charge must be included with each order mailed, regardless of number of coupons or order blanks enclosed.

IF YOUR ORDER IS: POSTAGE & HANDLING CHARGE

Up to \$ 5.00	add \$1.25
\$ 5.01 - \$10.00	add \$1.75
\$10.01 - \$15.00	add \$2.25
\$15.01 - \$20.00	add \$2.75
\$20.01 - \$25.00	add \$3.00
\$25.01 - \$30.00	add \$3.25
\$30.01 - \$35.00	add \$3.50
\$35.01 - \$40.00	add \$3.75
\$40.01 or more	add \$4.00

ALL FOREIGN PAYMENTS MUST BE MADE BY MONEY ORDER - U.S. CURRENCY ONLY.

COUPON #2

STRAT-O-MATIC 1990 TEAMS, NAMELESS
PLAYERS, HALL OF FAMERS COUPON.

STRAT-O-MATIC GAME CO., INC.

46 RAILROAD PLAZA, GLEN HEAD, N.Y. 11545

Individual teams from the 1989 baseball season can be purchased at \$1.05 per team or \$23.75 for the entire 26 teams and mixed player group.

THIS OFFER IS GOOD ONLY UNTIL APRIL 10, 1990. AFTER APRIL 10, 1990 REGULAR PRICES ARE IN EFFECT (\$1.20 PER TEAM, OR \$24.75 FOR ALL 26 TEAMS).

Postage & Handling Charge: Please add the applicable amount found below to cost of total order. Only one handling charge must be included with each order mailed, regardless of number of coupons or order blanks enclosed.

If your order is:

Up to \$ 5.00
\$ 5.01 - \$10.00
\$10.01 - \$15.00
\$15.01 - \$20.00
\$20.01 - \$25.00
\$25.01 - \$30.00
\$30.01 - \$35.00
\$35.01 - \$40.00
\$40.01 or more

Postage & Handling Charge

add \$1.25
add \$1.75
add \$2.25
add \$2.75
add \$3.00
add \$3.25
add \$3.50
add \$3.75
add \$4.00

I enclose \$_____ for teams circled or checked below. I also enclose \$_____ for additional items listed below.

American League

Baltimore

Boston

California

Chicago

Cleveland

Detroit

Kansas City

Milwaukee

Minnesota

New York

Oakland

Seattle

Texas

Toronto

Cincinnati

Houston

Los Angeles

Montreal

New York

Philadelphia

Pittsburgh

St. Louis

San Diego

San Francisco

OTHER ITEMS

T-Shirt at \$7.50 each

Size (Letter Code) _____

1 Deluxe Game containing all 1989

26 teams at \$32.50

20 Nameless Players at \$1.00 set

Hall of Fame, Group A at \$3.50 set

Hall of Fame, Group B at \$3.50 set

1989 Mixed Player Group at \$1.20

Total merchandise only.....

Handling charge.....

Sub-total.....

Canadian and foreign orders add 10% to total purchases.....

N.Y. State & City residents add sales tax.....

Preferred mailing.....

GRAND TOTAL.....

NAME

ADDRESS APT. #

CITY STATE ZIP

All foreign payments must be made by money order - U.S. currency only.