

Attention Baseball Fans!

STRAT-O-MATIC EXTRAS

- OLDTIMER TEAMS • INDIVIDUAL GAME PARTS • HALL OF FAME TEAMS
- 2001 SEASON BASEBALL TEAMS • NAMELESS PLAYERS • SCORESHEET PADS
- T-SHIRTS • PAST SEASON TEAMS • BOOKS

OLDTIMER TEAMS

Strat-O-Matic Game Company takes great pride in presenting six oldtimer sets (1920 and 1930 oldtimer set, 1940 oldtimer set, 1950 and 1960 oldtimer set, 1960 Series B oldtimer set, 1900-1919 oldtimer set and 1920 and 1930 Series B oldtimer set) enabling you to manage 42 teams of the past. You need not be familiar with the player personnel of each team as each player's card contains all important statistical information (similar to our present player cards).

STRAT-O-MATIC 1900 AND 1910 OLDTIMER TEAMS

1905 NEW YORK (N.L.) 105-48 WORLD CHAMPIONS

BATTING AND PITCHING: M. Donlin .356, 7 HR's 33 SB's; R. Bresnahan .302; A. Devlin 59 SB's; C. Mathewson 32-8, 1.27; J. McGinnity 21-15 2.87; L. Ames 22-8 2.74

1906 CHICAGO (N.L.) 116-36 NATIONAL LEAGUE PENNANT WINNERS

BATTING AND PITCHING: H. Steinfeldt .327, 29 SB's; F. Chance .319, 57 SB's; J. Kling .312; M. Brown 25-6, 1.04; E. Reulbach 20-4, 1.65; J. Pfister 19-9, 1.56

1909 PITTSBURGH 110-42 WORLD CHAMPIONS

BATTING AND PITCHING: H. Wagner .339, 35 SB's; F. Clarke .287, 31 SB's; V. Willis 23-11, 2.24; H. Camnitz 24-6, 1.62; B. Adams 12-3, 1.11; N. Maddox 14-8, 2.21

1909 DETROIT 98-54 AMERICAN LEAGUE PENNANT WINNERS

BATTING AND PITCHING: T. Cobb .377, 76 SB's, 9 HR's; S. Crawford .314, 30 SB's, 6 HR's; D. Bush .273, 53 SB's; G. Mullin 29-8, 2.22; E. Willett 21-11, 2.34; E. Summers 19-9, 2.24

1911 PHILADELPHIA (A.L.) 101-50 WORLD CHAMPIONS

BATTING AND PITCHING: E. Collins .365, 38 SB's, F. Baker .334, 9 HR's, 38 SB's; S. McInnis .321; D. Murphy .329; J. Coombs 29-12, 3.53; E. Plank 22-8, 2.10; C. Bender 16-5, 2.16

1919 CHICAGO (A.L.) 88-52 AMERICAN LEAGUE PENNANT WINNERS

BATTING AND PITCHING: J. Jackson .351; E. Collins .319, 33 SB's; N. Leibold .302; E. Cicotte 29-7, 1.82; L. Williams 23-11, 2.64; D. Kerr 13-7, 2.88

STRAT-O-MATIC 1920 AND 1930 OLDTIMER TEAMS

1922 NEW YORK (N.L.) 93-61 WORLD CHAMPIONS

BATTING AND PITCHING: C. Stengel .368; F. Snyder .343; G. Kelly .328, 17 HR's; I. Meusel .331, 16 HR's; F. Frisch .327; A. Nehf 19-13, 3.29; J. Barnes 13-8 3.51; R. Ryan 17-12, 3.01

1924 WASHINGTON 92-62 WORLD CHAMPIONS

BATTING AND PITCHING: G. Goslin .344, 12 HR's; S. Rice .334; J. Judge .324; W. Johnson 23-7, 2.72; T. Zachary 15-9, 2.75; G. Mogridge 16-11, 3.76

1927 NEW YORK (A.L.) 110-44 WORLD CHAMPIONS

BATTING AND PITCHING: L. Gehrig .373, 47 HR's; B. Ruth .356, 60 HR's; E. Combs .356; B. Meusel .337; W. Hoyt 22-7, 2.63; H. Pennock 19-8, 3.00; U. Shocker 18-6, 2.84; W. Moore 19-7

1931 PHILADELPHIA (A.L.) 107-45 AMERICAN LEAGUE PENNANT WINNERS

BATTING AND PITCHING: A. Simmons .390, 22 HR's; M. Cochrane .349, 17 HR's; J. Foxx .291, 30 HR's; M. Haas .323; L. Grove 31-4, 2.05; G. Earnshaw 21-7, 3.67; R. Walberg 20-12, 3.74

1934 ST. LOUIS (N.L.) 95-58 WORLD CHAMPIONS

BATTING AND PITCHING: R. Collins .333, 35 HR's; D. Medwick .319, 18 HR's, F. Frisch .305; B. Delancey .316, 13 HR's; D. Dean 30-7, 2.65; P. Dean 19-11, 3.44; T. Carleton 16-11, 4.26

1935 CHICAGO (N.L.) 100-54 NATIONAL LEAGUE PENNANT WINNERS

BATTING AND PITCHING: G. Hartnett .344, 13 HR's; B. Herman .341; F. Demaree .325; C. Klein .293, 21 HR's; L. Warneke 20-13, 3.06; B. Lee 20-6, 2.96; L. French 17-10, 2.96

STRAT-O-MATIC 1920 AND 1930 OLDTIMER TEAMS - SERIES B

1920 CLEVELAND 98-56 WORLD CHAMPIONS

BATTING AND PITCHING: T. Speaker .388, 50 2B's; C. Jamieson .319; E. Smith .316; L. Gardner .310; J. Bagby 31-12, 2.89; S. Coveleski 24-14, 2.49; R. Caldwell 20-10, 3.86

1921 NEW YORK (A.L.) 98-55 AMERICAN LEAGUE PENNANT WINNERS

BATTING AND PITCHING: B. Ruth .378, 59 HR's, 16 3B's, 44 2B's; B. Meusel .318, 24 HR's, 16 3B's; W. Schang .316; C. Mays 27-9, 3.05; W. Hoyt 19-13, 3.09; B. Shawkey 18-12, 4.08

1922 ST. LOUIS (A.L.) 93-61 2ND PLACE, AMERICAN LEAGUE

BATTING AND PITCHING: G. Sisler .420, 18 3B's, 51 SB's; K. Williams .332, 39 HR's, 37 SB's; J. Tobin .331, 13 HR's; H. Severeid .321; U. Shocker 24-17, 2.97; E. Vangilder 19-13, 3.42

1927 PITTSBURGH 94-60 NATIONAL LEAGUE PENNANT WINNERS

BATTING AND PITCHING: P. Waner .380, 17 3B's; L. Waner .355; P. Traynor .342; J. Harris .326; C. Hill 22-11, 3.24; R. Kremer 19-8, 2.47; L. Meadows 19-10, 3.40

1929 CHICAGO (N.L.) 98-54 NATIONAL LEAGUE PENNANT WINNERS

BATTING AND PITCHING: R. Hornsby .380, 40 HR's; R. Stephenson .362, 17 HR's; K. Cuyler .360, 15 HR's, 43 SB's; H. Wilson .345, 39 HR's; P. Malone 22-10, 3.57; C. Root 19-6, 3.47

1933 NEW YORK (N.L.) 91-61 WORLD CHAMPIONS

BATTING AND PITCHING: B. Terry .322; L. O'Doul .284, 14 HR's; M. Ott .283, 23 HR's; C. Hubbell 23-12, 1.66; H. Schumacher 19-12, 2.16; F. Fitzsimmons 16-11, 2.90, R. Parmelee 13-8

1934 DETROIT 101-53 AMERICAN LEAGUE PENNANT WINNERS

BATTING AND PITCHING: C. Gehringer .356, 50 2B's; H. Greenberg .339, 26 HR's, 63 2B's; M. Cochrane .320; M. Owen .317; J. White .313, 28 SB's; S. Rowe 24-8, 3.45; T. Bridges 22-11

1936 NEW YORK (A.L.) 102-51 WORLD CHAMPIONS

BATTING AND PITCHING: B. Dickey .362, 22 HR's; L. Gehrig .354, 49 HR's; J. DiMaggio .323, 29 HR's, 15 3B's; R. Rolfe .319, 15 3B's; R. Ruffing 20-12, 3.85; M. Pearson 19-7, 3.71

STRAT-O-MATIC 1940 OLDTIMER TEAMS

1940 CINCINNATI 100-53 WORLD CHAMPIONS

BATTING AND PITCHING: E. Lombardi .319, 14 HR's; F. McCormick .309, 19 HR's; M. McCormick .300; B. Walters 22-10, 2.48; P. Derringer 20-12, 3.06; G. Thompson 16-9, 3.32

1941 NEW YORK (A.L.) 101-53 WORLD CHAMPIONS

BATTING AND PITCHING: J. DiMaggio .357, 30 HR's; C. Keller .298, 33 HR's; T. Henrich .277, 31 HR's; P. Rizzuto .307; R. Ruffing 15-6, 3.58; L. Gomez 15-5, 3.75; M. Russo 14-10, 3.09

1941 BROOKLYN 100-54 NATIONAL LEAGUE PENNANT WINNERS

BATTING AND PITCHING: P. Reiser .343; D. Camilli .285, 34 HR's; D. Medwick .318, 18 HR's; D. Walker .311; K. Higbe 22-9, 3.14; W. Wyatt 22-10, 2.34

1946 ST. LOUIS (N.L.) 98-58 WORLD CHAMPIONS

BATTING AND PITCHING: S. Musial .365, 16 HR's; E. Slaughter .300, 18 HR's; W. Kurowski .301, 14 HR's; H. Pollet 21-10, 2.10; H. Breechen 15-15, 2.49; M. Dickson 15-6, 2.89

1946 BOSTON (A.L.) 104-50 AMERICAN LEAGUE PENNANT WINNERS

BATTING AND PITCHING: D. DiMaggio .316; T. Williams .342, 38 HR's; J. Pesky .335; R. York .276, 17 HR's; B. Ferriss 25-6, 3.25; T. Hughson 20-11, 2.75; M. Harris 17-9, 3.63

1948 CLEVELAND 97-58 WORLD CHAMPIONS

BATTING AND PITCHING: L. Boudreau .355, 18 HR's; D. Mitchell .336; K. Keltner .297, 31 HR's; J. Gordon .280, 32 HR's; B. Lemon 20-14, 2.82; G. Bearden 20-7, 2.43; B. Feller 19-15, 3.57

STRAT-O-MATIC 1950 AND 1960 OLDTIMER TEAMS

1950 NEW YORK (A.L.) 98-56 WORLD CHAMPIONS
BATTING AND PITCHING: J. DiMaggio .301, 32 HR's; Y. Berra .322, 28 HR's; H. Bauer .320; P. Rizzuto .324; V. Raschi 21-8, 3.99; A. Reynolds 16-12, 3.73; E. Lopat 18-8; W. Ford 9-1

1950 PHILADELPHIA (N.L.) 91-63 NATIONAL LEAGUE PENNANT WINNERS
BATTING AND PITCHING: D. Ennis .311, 31 HR's; R. Ashburn .303; D. Sisler .296, 13 HR's; A. Seminick .288, 24 HR's; R. Roberts 20-11, 3.02; C. Simmons 17-8, 3.39; J. Konstanty 16-7

1953 BROOKLYN 105-49 NATIONAL LEAGUE PENNANT WINNERS
BATTING AND PITCHING: C. Furillo .344, 21 HR's; D. Snider .336, 42 HR's; J. Robinson .329; R. Campanella .312, 41 HR's; G. Hodges .302, 31 HR's; C. Erskine 20-6, 3.53; R. Meyer 15-5

1954 NEW YORK (N.L.) 97-57 WORLD CHAMPIONS
BATTING AND PITCHING: W. Mays .345, 41 HR's; D. Mueller .342; D. Rhodes .341; J. Antonelli 21-7, 2.29; R. Gomez 17-9, 2.88; S. Maglie 14-6, 3.26; H. Wilhelm 12-4, 2.11

1954 CLEVELAND 111-43 AMERICAN LEAGUE PENNANT WINNERS
BATTING AND PITCHING: B. Avila .341; A. Rosen .300, 24 HR's; A. Smith .281; L. Doby .272, 32 HR's; E. Wynn 23-11, 2.72; B. Lemon 23-7, 2.72; M. Garcia 19-8, 2.64; D. Mossi 6-1, 1.94

1957 MILWAUKEE 95-59 WORLD CHAMPIONS
BATTING AND PITCHING: H. Aaron .322, 44 HR's; R. Schoendienst .309; E. Mathews .292, 32 HR's; W. Covington .284, 21 HR's; W. Spahn 21-11, 2.69; L. Burdette 17-9, 3.71; B. Buhl 18-7

1960 PITTSBURGH 95-59 WORLD CHAMPIONS
BATTING AND PITCHING: D. Groat .325; R. Clemente .314, 16 HR's; R. Nelson .300; D. Hoak .282, 16 HR's; V. Law 20-9, 3.08; B. Friend 18-12, 3.00; W. Mizell 14-8, 3.50

1961 NEW YORK 109-53 WORLD CHAMPIONS
BATTING AND PITCHING: M. Mantle .317, 54 HR's; E. Howard .348, 21 HR's; R. Maris .269, 61 HR's; J. Blanchard 21 HR's; W. Ford 25-4, 3.21; R. Terry 16-3; B. Stafford 14-9; L. Arroyo 15-5

STRAT-O-MATIC 1960 OLDTIMER TEAMS - SERIES B

1961 CINCINNATI 93-61 NATIONAL LEAGUE PENNANT WINNERS
BATTING AND PITCHING: V. Pinson .343; F. Robinson .323, 37 HR's; J. Lynch .315; L. Cardenas .308; G. Coleman 26 HR's; J. Jay 21-10, 3.57; J. O'Toole 19-9, 3.11; B. Purkey 16-12, 3.77

1961 DETROIT 101-61 2ND PLACE, AMERICAN LEAGUE
BATTING AND PITCHING: N. Cash .361, 41 HR's; A. Kaline .324; R. Colavito 45 HR's; F. Lary 23-9, 3.24; J. Bunning 17-11, 3.19; D. Mossi 15-7, 2.96

1962 SAN FRANCISCO 103-62 NATIONAL LEAGUE PENNANT WINNERS
BATTING AND PITCHING: F. Alou .316, 25 HR's; O. Cepeda .306, 35 HR's; W. Mays .304, 49 HR's; J. Sanford 24-7, 3.43; B. O'Dell 19-14, 3.52; J. Marichal 18-11, 3.35; W. Pierce 16-6, 3.50

1965 LOS ANGELES 97-65 WORLD CHAMPIONS
BATTING AND PITCHING: M. Wills .286, 94 SB's; J. Gilliam .280; S. Koufax 26-8, 2.04; D. Drysdale 23-12, 2.78; C. Osteen 15-15, 2.79; R. Perranoski 6-6, 2.23

1965 MINNESOTA TWINS 102-60 AMERICAN LEAGUE PENNANT WINNERS
T. Oliva .321; J. Hall .285; Z. Versalles .273; H. Killebrew 25 HR's; D. Mincher 22 HR's; J. Grant 21-7; J. Kaat 18-11; A. Worthington 10-7; J. Klippstein 9-3

1967 ST. LOUIS 101-60 WORLD CHAMPIONS
BATTING AND PITCHING: C. Flood .335; O. Cepeda .325, 25 HR's; L. Brock .299, 21 HR's; D. Hughes 16-6, 2.67; N. Briles 14-5, 2.43; S. Carlton 14-9, 2.98; B. Gibson 13-7, 2.98

1967 BOSTON 92-70 AMERICAN LEAGUE PENNANT WINNERS
BATTING AND PITCHING: C. Yastrzemski .326, 44 HR's; G. Scott .303, 19 HR's; T. Conigliaro .287, 20 HR's; J. Lonborg 22-9, 3.16; J. Santiago 12-4, 3.59; G. Bell 12-8, 3.16

1962 NEW YORK (N.L.) - With a record of 40-120, many consider this team the worst in baseball history. Finishing last in batting, pitching, and fielding, they trailed San Francisco (pennant winners) by 60 1/2 games. Richie Ashburn's .306 batting average topped the team and Frank Thomas led in homeruns with 34. The beleaguered pitching staff was led by Roger Craig (10-24, 4.51 ERA), Al Jackson (8-20, 4.40 ERA) and Jay Hook (8-19, 4.84 ERA). Losers of their first nine ballgames, they quickly dropped to last place, and were mathematically eliminated from the pennant race August 6th.

For outstanding super-league play, establish a schedule from the above teams and decide who is the finest team from 1900 to 1967 - and perhaps of all time. Or, if you prefer, play them against your modern Strat-O-Matic baseball teams. However you choose to use your "Oldtimers", they will perform realistically and afford you much enjoyment. "The oldtimer cards are one-sided cards, printed in one color - set up only for basic game play."

All 42 oldtimers with all game parts may be purchased for \$39.25. The six-team sets (1900 to 1919 teams, 1920 and 30 teams or 1940 teams) may be purchased for \$13.95 each and the 8-team sets (1920 and 1930 Series B teams, 1950 and 60 teams or 1960 Series B teams) may be purchased for \$15.65. **IF YOU HAVE A STRAT-O-MATIC BASEBALL GAME** in your possession, you need only purchase the player cards. The 42 teams (836 players) may be purchased for \$31.00. The 1900 and 1919 teams (116 players), the 1920 and 30 teams (120 players) and the 1940 teams (120 players) may be purchased for \$6.00. The 1920 and 1930 Series B teams (160 players), the 1950 and 60 teams (160 players) and the 1960 Series B teams (160 players) may be purchased for \$7.75. Individual teams from all sets may be purchased for \$1.30 each. **To order oldtimer teams, just fill out coupon #1 found on page 6.**

SPECIAL SET OF 36 PAST SEASON STRAT-O-MATIC TEAMS - PRINTED FULL SIZE

Due to an overwhelming demand, Strat-O-Matic Game Co., Inc., has reprinted in original size, 36 of its most popular baseball teams from the past. Previously this set was printed on card stock that was 60% of their original size. Teams from the 1971 to 1976 seasons are two-sided (set up for basic and advanced game play); whereas teams prior to 1971 are one-sided (set up only for basic game play). The player cards for the teams found below are exactly the same as the one-color originals except that they are printed on perforated stock rather than cut card stock.

All 36 past season teams (720 player cards) with all game parts may be purchased for \$41.25. The 36 past season teams may be purchased without game parts for \$33.00. **As this set is sold as a 36-team unit only, individual teams may not be purchased.**

1962 - LOS ANGELES (A.L.)	1964 - CINCINNATI	1966 - BALTIMORE	1969 - ATLANTA	1969 - SEATTLE	1972 - OAKLAND
1962 - LOS ANGELES (N.L.)	1964 - NEW YORK (A.L.)	1966 - LOS ANGELES (N.L.)	1969 - BALTIMORE	1970 - BALTIMORE	1973 - NEW YORK (N.L.)
1962 - NEW YORK (A.L.)	1964 - PHILADELPHIA	1966 - PITTSBURGH	1969 - CHICAGO (N.L.)	1970 - CINCINNATI	1974 - LOS ANGELES (N.L.)
1963 - LOS ANGELES (N.L.)	1964 - ST. LOUIS	1967 - CHICAGO (A.L.)	1969 - MINNESOTA	1971 - BALTIMORE	1974 - TEXAS
1963 - NEW YORK (A.L.)	1965 - CLEVELAND	1968 - DETROIT	1969 - MONTREAL	1971 - PITTSBURGH	1975 - BOSTON
1964 - CHICAGO (A.L.)	1965 - SAN FRANCISCO	1968 - ST. LOUIS	1969 - NEW YORK (N.L.)	1972 - HOUSTON	1976 - KANSAS CITY

STRAT-O-MATIC RECREATED PAST SEASONS

If you are interested in baseball history, you will discover that our matchless baseball oldtimer seasons are a joy to play with and also very enlightening. Strat-O-Matic is extremely proud of the statistical preciseness and "nostalgic feel" ingrained in each of our oldtimer sets, particularly our last several oldtimer season efforts. All these seasons include the super advanced features. This outstanding effort by the Strat-O-Matic statistical staff provides you with ball park factors, pitcher's hold, individual wild pitches, balks and passed balls, batter's clutch hitting, supplementary stealing and of course all basic and advanced features for these glorious seasons.

Tremendous energy is exhausted in creating a Strat-O-Matic oldtimer season. Over 1000 man hours are necessary to create an oldtimer basic and advanced version of Strat-O-Matic Baseball and an additional 500 hours is necessary for a super advanced version. Why so many hours? Strat-O-Matic statisticians must go over each and every box score in order to extract all lefty-righty data and other information not contained in the official baseball records. In addition, all issues of The Sporting News are read for that specific year. In this way, we are also able to develop accurate player ratings. Are these "monster" exertions worthwhile for the baseball fan? We think so. If Strat-O-Matic did not construct this data, we would be forced to utilize the same statistical technique that our competitors use - contrived standardization of the necessary needed statistics. For example, all right handed hitters might be assigned statistics 30 points above their averages against lefty pitching and 15 points below their averages against righty pitching. Doubles, triples, homeruns and walks would also be standardized in the same manner. Irregularities would not exist. How good is this system? Totally unrealistic! In the baseball statistical world very few players conform totally to statistical standardization. Virtually every player's statistics would be partially or totally incorrectly represented. Yes, we would save "huge amounts" of time developing oldtimer seasons, perhaps as much as 90%, but at too great a loss in historical quality reproduction, for you the baseball fan.

How accurate are Strat-O-Matic lefty-righty statistics? We feel that they are very accurate for our purposes, although not as accurate as current lefty-righty breakdowns. The following comparison between 1962 major league club data and lefty-righty statistics developed by Strat-O-Matic illustrates the accuracy of Strat-O-Matic's statistical efforts. We were able to obtain major league lefty-righty information for certain teams from the 1962 season. It must be noted that the major league team statistics used for comparison purposes were not necessarily 100% correct as they also constructed their statistics by hand. Major league club lefty-righty homerun breakdowns for 46 players compared to Strat-O-Matic statistics found the following comparison: 34 players or 74% were in agreement, 10 players or almost 22% differed by one homerun and only 2 players differed by 2 homeruns. Thus 96% were exactly the same or differed by one homerun. We think that is pretty good. Concerning batting averages, a total of 74 players were compared for their batting averages hit off righty pitchers. 65 players or almost 88% differed by 10 points or less and only one player differed by more than 20 points. We think that also is pretty good.

Incidentally, during our extensive 1927 research efforts, Strat-O-Matic uncovered an original American League statistical source error. St. Louis (A.L.) pitcher, Elam Vangilder was incorrectly credited with 100 more pitching at-bats. A Strat-O-Matic statistician contacted the Hall of Fame for verification of this error. The Hall of Fame acknowledged the original error and revised their files concerning Vangilder's pitching record for the 1927 season.

At Strat-O-Matic, we "burn the midnight oil" to give you the most realistic set of statistics and ratings for our oldtimer seasons. It may cost a few dollars more to purchase one of our prestigious oldtimer sets, but each season is a rare realistic "gem" unequaled in the baseball board game and computer game worlds. Just fill out coupon #1 found on page 6.

1920 BASEBALL SEASON

An astonishing historical roller coaster year, perhaps baseball's most important season of all time. On the positive side, the ushering in of the live ball era, causing a significant increase in batting averages and Power-Ruth's record setting 54 homer card rivaling any hitting card ever released by Strat-O-Matic and 7 players batting over .350, including George Sisler's .407 and Joe Jackson's .382 (his first and only Strat-O-Matic player card). A tight pennant race in the American League, 3 games separating the top three teams and for the first time, the hiring of a powerful baseball commissioner. On the down side, Ray Chapman, the Cleveland shortstop, died from an unintentional pitch thrown by New York (A.L.) pitcher Carl Mays and the late September lifetime suspension of 7 Chicago players for fixing the 1919 World Series. Rumors also surfaced regarding the throwing of additional games in 1920 by Chicago. The 1920 season cards are two-sided and printed on perforated stock. The advanced side of every player card (378 players) is printed in three colors and the basic side in one color. **This set of cards is set up for basic, advanced and SUPER ADVANCED play.**

1927 BASEBALL SEASON

Perhaps the most famous of all baseball seasons and the first Strat-O-Matic oldtimer season containing super advanced ratings and rules. New York, acknowledged by many as baseball's greatest team, dominated the American League, winning by a nineteen game margin. The National League race was a thriller with Pittsburgh nosing out St. Louis and New York. Only two games separated these three teams! However, Ruth's 60 homers and the tremendous power, pitching and defense of New York (A.L.) dominated this season. Many Hall of Famers dotted the rosters including Ty Cobb, Tris Speaker, George Sisler, Walter Johnson, Rogers Hornsby, Grover Cleveland Alexander, the Waner Brothers, Lefty Grove and of course, Ruth and Gehrig. Ten batters averaged over .350 and 7 pitchers won 20 or more games. The 1927 cards are two-sided and printed on perforated stock. The advanced side of each player card is printed in 3 colors and the basic side is printed in one color. **This set of cards is set up for basic, advanced and SUPER ADVANCED play.**

1930 BASEBALL SEASON

Incredible is perhaps the best word to describe the 1930 season. Would you believe that Philadelphia (N.L.) finished in last place despite 8 players batting over .300 including Chuck Klein and Lefty O'Doul hitting .386 and .383 respectively. Why a last place finish for Philadelphia (N.L.)? Perhaps a 6.71 team earned-run average proved their undoing. Would you believe that 98 major league players listed on Strat-O-Matic rosters hit better than .300 and 10 players hit 30 or more homeruns. And most unbelievable of all, the National League had a .303 league batting average. The American League was dominated by powerful Philadelphia and the National League presented a dog fight between half the teams in the league, eventually won by St. Louis. Incidentally, Strat-O-Matic has unofficially tabulated homeruns hit off each pitcher - a first in the world of baseball statistics. Also, you now have the intriguing opportunity to match all-time lefty hitters, Babe Ruth and Lou Gehrig, against the immortal Lefty Grove. Can Ruth and Gehrig pulverize a great lefthanded pitcher? The 1930 season player cards are two-sided and printed on one color perforated stock - **set up for basic and advanced play.**

1934 BASEBALL SEASON

"Are the Dodgers still in the league?" Yes, Bill Terry (Giant manager), they certainly were! Stengel's sixth place Dodgers beat the Giants twice in the last weekend of the season enabling St. Louis to win the pennant by a scant two games. St. Louis was led by the Dean brothers who together won 49 games. The American league race was won easily by a powerful Detroit team, led by Charlie Gehringer (.356) and Hank Greenberg (.339 and 63 doubles). Lou Gehrig was a triple crown winner with .363, 49 homers and 165 RBI's. This was Babe Ruth's last season in a New York uniform. The 1934 season teams are two sided and printed on perforated stock. The advanced side of each player card is printed in three colors and the basic side is printed in one color. **This set of cards is set up for basic, advanced and SUPER ADVANCED play.**

1941 BASEBALL SEASON

Perhaps the most memorable season of all. The National League sported a two team pennant race won by Brooklyn. Two twenty game winners (Kirby Higbe and Whit Wyatt), the league's batting champion, Pete Reiser and homerun leader, Dolph Camilli inspired Brooklyn. However, it was the American League season dominated by two all-time greats, Ted Williams and Joe DiMaggio, that left a lasting impression upon the baseball world. Williams hit .406, belted 37 homers and walked 145 times. DiMaggio finished third in hitting with a .357 average, first in RBI's, fourth in homeruns and most amazing of all, hit in 56 consecutive games. His consecutive game record may never be broken. The 1941 cards are two-sided and printed on perforated stock. The advanced side of each player card is printed in 3 colors and the basic side is printed in one color. **This set of cards is set up for basic, advanced and SUPER ADVANCED play.**

1950 BASEBALL SEASON

Two marvelous pennant races are featured in this power-packed set. In the National League, Philadelphia defeated Brooklyn on the last day of the season and New York (A.L.) won by a scant six games or less over challenging Detroit, Boston and Cleveland in the American League. In fact, if Ted Williams were not injured for almost half the season, Boston might have won the pennant. Incidentally, the Boston team average of .302 has not been equaled since. A total of 35 major leaguers, including Williams, Joe DiMaggio and Stan Musial, hit .300 or higher. Both leagues broke season homerun records as Ralph Kiner led the majors with 47. Strat-O-Matic has unofficially tabulated homeruns hit off each National League pitcher - a first in the world of baseball statistics. Homeruns off the pitcher were officially recorded in the American League. The 1950 season player cards are two-sided and printed on one color perforated stock - **set up for basic and advanced play.**

1954 BASEBALL SEASON

Veterans Ted Williams, Stan Musial, and Yogi Berra, joined by rookie types, Hank Aaron, Willie Mays and Al Kaline impacted greatly upon an excellent season. New York winners in the National League after a bitter dog-fight with Brooklyn and Milwaukee, overwhelmed Cleveland (winners of 111 games) in the World Series. Willie Mays led the major leagues in batting with a .345 average and also was one of six National Leaguer's to hit 40 or more homers. Ted Kluszewski was the major league homerun leader with 49. Cleveland pitchers, Early Wynn and Bob Lemon each won 23 games. A wonderful season! The 1954 season cards are two-sided and printed on perforated stock. The advanced side of each player card is printed in 3 colors and the basic side is printed in one color. **This set of cards is set up for basic, advanced and SUPER ADVANCED play.**

1955 BASEBALL SEASON

Brooklyn finally does it, romping to victory in the National League pennant race and then defeating New York in seven games for the World Series Championship. New York barely won the American League race, battling Cleveland and Chicago to the very end. Robin Roberts led both leagues with 23 wins and 26 complete games. Richie Ashburn won his first battling title with a .338 average and Al Kaline, in his second full season, was the American batting champ with .340. Willie Mays and Mickey Mantle led their respective leagues in homeruns. A wonderful season for Brooklyn fans and for that matter, all baseball fans. The 1955 player cards are two-sided and printed on perforated stock. The advanced side of each player card (411 players) is printed in three colors and the basic side in one color. **This set of cards is set up for basic, advanced and SUPER ADVANCED play.**

1959 BASEBALL SEASON

Two most unusual pennant races for the 1950 era. The Chicago "go-go" White Sox shocked the baseball world by winning the American League pennant, 5 games ahead of Cleveland and an astonishing 15 games in front of the "invincible" Yankees. With eight games to go, the National League race was a battle down to the wire with only two games separating San Francisco, Los Angeles and Milwaukee. San Francisco actually led at this point but were to fall to third place as Los Angeles defeated Milwaukee in a playoff. As usual, Washington finished last in the American League but had 3 players with 30 or more homeruns. Four players (Eddie Mathews, Ernie Banks, Rocky Colavito and Harmon Killebrew) hit more than 40 homeruns and four pitchers won more than 20 games. Hank Aaron was easily the most dominating hitter in baseball winning the batting crown with .355 and smashing 39 homeruns. The 1959 season player cards are two-sided and printed on perforated stock. The advanced side of each player card is printed in 3 colors and the basic side is printed in one color. **This set of cards is set up for basic, advanced and SUPER ADVANCED play.**

1960 BASEBALL SEASON

September 15, Baltimore and its "apple cheek" pitching staff arrive in New York for a four game series, trailing the first place Bronx Bombers by only one percentage point. Baltimore is swept and New York wins the remaining 11 games on its schedule. In a bizarre World Series, New York loses to Pittsburgh in 7 games. Mantle and Maris finished one-two in American League homers with 40 and 39 respectively. The National League batting crown was won by Dick Groat at .325 and the homerun derby by Ernie Banks with 41. **This set of cards is set up for basic, advanced and SUPER ADVANCED play.**

1961 BASEBALL SEASON

The 1961 Baseball Season, Strat-O-Matic's second re-created season features unbelievable power. Roger Maris' 61 homeruns broke Babe Ruth's record with Mickey Mantle not far behind with 54. In fact, 8 players smashed 40 or more homeruns. New York (A.L.) set a team homerun record with 240 in a record-breaking homerun hitting season. Twenty Hall of Fame players dotted the rosters including Mantle, Mays, Aaron, Ford and Spahn. The World Series was easily won by New York (A.L.), one of the most powerful teams in the history of baseball. In the National League, Cincinnati outlasted Los Angeles and San Francisco. The 1961 season player cards are two-sided and printed on perforated stock. **This set of cards is set up for basic and advanced play.**

1964 BASEBALL SEASON

Four National league teams and two American league teams finished within 5 games of pennant winners St. Louis and New York. In fact, first place in the National league was occupied by 3 different teams in the last week of the season! Easily the tightest two pennant race season of all time! Harmon Killebrew and Willie Mays won homerun titles with 49 and 47 respectively. On the pitching side, Sandy Koufax and Dean Chance were tops in ERA with 1.74 and 1.65 respectively. The 1964 season teams are two sided and printed on perforated stock. The advanced side of each player card is printed in three colors and the basic side is printed in one color. **This set of cards is set up for basic, advanced and SUPER ADVANCED play.**

1965 BASEBALL SEASON

Two Los Angeles pitchers, Sandy Koufax (26 wins) and Don Drysdale (23 wins), decimated the National League hitters! Their pitching was just enough to allow Los Angeles to squeak by second place San Francisco in the last week of the season. The league's two leading homerun hitters, Willie Mays (52) and Willie McCovey (39) comprised San Francisco's greatest strength. Excellent pitching, Mudcat Grant with 21 wins and Jim Kaat with 18 wins, plus solid hitting led by batting champion Tony Oliva, paved the way for Minnesota winning the American League pennant by seven games over Chicago. The 1965 season cards are two-sided and printed on perforated stock. The Advanced side of every player card is printed in three colors and the Basic side is printed in one color. 504 players in this set. **Set up for basic, advanced and SUPER ADVANCED play.**

1966 BASEBALL SEASON

Three games separated the top three teams in the NL. But none were a match for Baltimore, the World Series winner. Sandy Koufax, Juan Marichal and Jim Kaat won twenty five games or more. Koufax had an astounding 1.73 ERA, 27 complete games and 317 strikeouts. Triple crown and MVP winner, Frank Robinson led the AL in homers with 49 while Hank Aaron led the NL with 44. Incidentally, Robinson, is the only player to win the MVP award in both leagues (previously, won the NL MVP in 1961). The 1966 player cards are two-sided and printed on perforated stock. The advanced side of each player card (504 players) is printed in three colors and the basic side in one color. **This set of cards is set up for basic, advanced and SUPER ADVANCED play.**

1967 BASEBALL SEASON

Perhaps the greatest pennant race of all time. Boston, Detroit, Minnesota and Chicago were separated by a mere three games at season's end and California was only 7 1/2 games out! Carl Yastrzemski won the triple crown and Chicago pitchers posted three of the AL's top earned run averages (Horton - 2.06, Peters - 2.28 and John - 2.47). In the NL, St. Louis romped by 10 1/2 games over San Francisco. Roberto Clemente easily won the batting crown hitting .357. Pitching wise, Fergie Jenkins led the league with 20 complete games and also won 20 games. The World Series was decided in 7 games with St. Louis barely defeating Boston. The 1967 season cards are two-sided and printed on perforated stock. The advanced side of each player card is printed in 3 colors and the basic side is printed in one color. **This set of cards is set up for basic, advanced and SUPER ADVANCED play.**

1969 BASEBALL SEASON

Paced by Tom Seaver's 25 wins, New York easily won the National League pennant. In the World Series, they upset Baltimore, winners of 109 games. Harmon Killebrew with 49 homeruns led a group of seven major leaguers who hit 40 or more homers. Killebrew barely won the homerun crown as Frank Howard and Reggie Jackson hit 48 and 47 respectively! Pete Rose hit .348 (his highest ever) to lead both leagues in hitting. The cards are two-sided and printed on one color perforated stock - **set up for basic and advanced play.**

1975 BASEBALL SEASON

The "Big Red Machine" dominated the National League winning their league championship with 108 wins and 3 straight victories in the playoff with Pittsburgh. In the World Series that peerless cast of all-stars (Tony Perez, Joe Morgan, Pete Rose, Johnny Bench and George Foster) were too much for the Red Sox who were led by two rookies, Fred Lynn (first player ever to win both the MVP and top rookie of the year awards) and Jim Rice. Rod Carew won his fourth straight batting average title with .359. Five American League pitchers won 20 games and one lost 20, Wilbur Wood. The 1975 cards are two-sided and printed on perforated stock. The advanced side of each player card is printed in 3 colors and the basic side is printed in one color. **This set of cards is set up for basic, advanced and SUPER ADVANCED play.**

1978 BASEBALL SEASON

Three of the four division races were very close - 2 1/2 games or less separating first place from second. In fact, the World Champion Yankees survived the American League East race by a whisker, defeating the Red Sox in a "sudden death" playoff. Twenty five game winner Ron Guidry with a league leading E.R.A. of 1.74 was one of 6 American League pitchers to win 20 games. Incidentally, Guidry only lost 3 games. MVP's Dave Parker and Jim Rice starred in batting in their respective leagues. Parker was the National League batting champion (.334) and slugging average leader. Rice led the American League in homeruns (46), slugging average, total bases, RBI's and finished third in batting average (.315). The 1978 cards are two-sided and printed on perforated stock. The advanced side of each player card is printed in 3 colors and the basic side is printed in one color. **This set of cards is set up for basic, advanced and SUPER ADVANCED play.**

MIXED AND ADDITIONAL PLAYER CARD GROUPS

2001 SEASON MIXED PLAYER GROUP

The 2001 Season Mixed Player Group consists of 27 players from several teams that are not included in the regular 27 player team rosters. They are automatically included in all 30 team and Deluxe game orders. If you have purchased a 30 team player card set or a Deluxe Baseball game, you need not order them. However, if you did not order a Deluxe game or if you have ordered less than 30 teams, you may want to purchase them. It must be noted that all of the Mixed Player Group cards are based on insufficient statistical data. They may be purchased as a separate unit for \$1.25. Just fill out coupon #2 found on page 6.

2001 SEASON ADDITIONAL PLAYER CARD GROUP

Once again, Strat-O-Matic is releasing an additional player card group consisting of 162 players not included in the regular 27 player team rosters or mixed player group roster. Unlike the Mixed Player Group, this set of cards IS NOT INCLUDED in 30 team and Deluxe game orders. The Additional Players include total cards, player cards based on the combined statistics of both leagues. It is possible for a player to have two cards among the 30 teams and a total card in the Additional Players. It must be noted that most of the additional player cards are based on insufficient statistical data. Strat-O-Matic recommends this player card set for individuals who are very interested in 2001 total season replays. They may be purchased as a separate unit for \$10.00. Just fill out coupon #2 found on page 6.

- 50% Cotton/50% Polyester
- Navy Blue T-Shirt
- Silk Screen imprint in red and yellow inks
- AVAILABLE SIZES:
ADULT: AS-small; AM-medium; AL-large; AX-extra large
AXX-extra extra large (AXX - *Shirts are \$13.00 each*)

Strat-O-Matic T-Shirt - \$12.00 each



1997 BASEBALL ALL-STARS GAME BY STRAT-O-MATIC

Contains all the 1997 All-Star players, plus a six player bonus group for a total of 62 players. Each All-Star is represented by a player card featuring a color photo and his 1997 statistics. The complete Baseball All-Stars Game includes all Strat-O-Matic Basic Game Parts and 62 player cards set up for Basic play only.



NOW ONLY \$5.00!
OFFER GOOD WHILE SUPPLIES LAST.

Contains lefty/righty stats for every 2001 player! Also included is the Bill James Leader Board, depicting runs created, power/speed, secondary average and more. Also James' unique projections of 2002 statistics for every hitter. Career records for every 2001 player, listing every major league season with totals. Published by STATS.


PRICE - \$19.95 (handling charge included for this item only)

Scoresheet pads may be purchased for the prices stated below. Each scoresheet pad is made up of 100 sheets containing 200 box scores. **Please specify scoresheet form desired. FORM A or FORM B (see illustration).**


Scorespads may be purchased for the following prices:

1 pad	\$4.00	2 pads	\$7.25
-----------------	--------	------------------	--------

For orders of more than 2 pads, add \$3.00 per pad. For example, 3 pads cost \$10.25, 4 pads cost \$13.25. Actual size of either scorespad is 8 1/2" X 11".



FORM A




FORM B

Nameless player cards, priced at \$1.25 per set of 20, are nameless cards fully computed and statistically set up. You will, therefore, be in position to create cards for rookies and veterans not included in the "Top 837." This is accomplished by designating a nameless card to be the equivalent in ability to an individual rookie playing a major role in the 2002 pennant race. Nameless player cards are two sided - set up for basic and advanced play. To order nameless players, just fill out coupon # 2 found on page 6.

Prices for all individual game parts may be found below. To order individual game parts, please check appropriate box.

- | | |
|--|---------|
| <input type="checkbox"/> 20 sided die | \$.65 |
| <input type="checkbox"/> basic fielding chart | \$ 2.50 |
| <input type="checkbox"/> bag of dice and markers, which includes a 20 sided die | \$ 1.50 |
| <input type="checkbox"/> double split deck | \$ 1.15 |
| <input type="checkbox"/> 8 pitcher's hitting cards - (two sided) | \$.80 |
| <input type="checkbox"/> game box | \$ 3.25 |
| <input type="checkbox"/> baseball game setup (ALL game parts - no teams) | \$13.00 |
| <input type="checkbox"/> basic and advanced strategy charts (two-sided) | \$ 2.35 |
| <input type="checkbox"/> game board | \$ 2.50 |
| <input type="checkbox"/> advanced fielding chart | \$ 2.85 |
| <input type="checkbox"/> instructions | \$ 1.25 |
| <input type="checkbox"/> optional super advanced rules and charts printed on paper stock | \$ 2.10 |
| <input type="checkbox"/> optional super advanced rules and charts printed on cardboard stock | \$ 3.75 |
| <input type="checkbox"/> optional super advanced rules and charts printed on cardboard stock with
GAME PURCHASES ONLY | \$ 2.10 |

STRAT-O-MATIC'S *Hall of Fame* 2000 Special Limited Edition Collector's Set



The most amazing set of player cards ever produced by Strat-O-Matic! All Hall of Famers accepted through the year 2000 plus three additional players (Joe Jackson, Carl Mays and Pete Rose) are included in this set. Most significantly, each player's records are based on his best seven years.

This marvelous set of cards is individually cut, printed in four colors (front and back), on coated paper stock, twenty five percent thicker and stronger than any previous Strat-O-Matic card stock and slightly larger than our regular player cards. The players are two-sided and are set up for basic, advanced and super advanced play. Each card set is numbered. Only 5500 sets have been printed. Once the set sells out, it will not be printed in the same format again.

PRICE - \$39.95

STRAT-O-MATIC GAME CO., INC.
46 RAILROAD PLAZA, GLEN HEAD, NEW YORK 11545

Send me the following Strat-O-Matic Oldtimer set(s). No team substitutions are permitted.
 Please check the box to the left of the desired set if you do not want the game parts. Please
 check the box to the right of the desired set if you do want game parts.

Postage & Handling Charge: Please add the applicable amount found below to cost of total order. Only one handling charge must be included with each order, regardless of number of coupons or order blanks enclosed.			
Up to \$10.00	add \$4.00	\$30.01 - \$40.00	add \$6.00
\$10.01 - \$20.00	add \$5.00	\$40.01 - \$50.00	add \$6.50
\$20.01 - \$30.00	add \$5.50	\$50.01 or more	add \$7.50

1900 and 1910 ERAS	1921 New York (A.L.)	1950 New York (A.L.)
1905 New York (N.L.)	1922 St. Louis (A.L.)	1953 Brooklyn
1906 Chicago (N.L.)	1927 Pittsburgh	1954 Cleveland
1909 Detroit	1929 Chicago (N.L.)	1954 New York (N.L.)
1909 Pittsburgh	1933 New York (N.L.)	1957 Milwaukee
1911 Philadelphia (A.L.)	1934 Detroit	1960 Pittsburgh
1919 Chicago (A.L.)	1936 New York (A.L.)	1961 New York (A.L.)
1920 and 1930 ERAS	1940 ERAS	1960 SERIES B
1922 New York (N.L.)	1940 Cincinnati	1961 Detroit
1924 Washington	1941 Brooklyn	1961 Cincinnati
1927 New York (A.L.)	1941 New York (A.L.)	1962 New York (N.L.)
1931 Philadelphia (A.L.)	1946 Boston (A.L.)	1962 San Francisco
1934 St. Louis (N.L.)	1946 St. Louis (N.L.)	1965 Los Angeles
1935 Chicago (N.L.)	1948 Cleveland	1965 Minnesota
1920 & 1930 SERIES B	1950 & 1960 ERAS	1967 St. Louis
1920 Cleveland	1950 Philadelphia (N.L.)	1967 Boston

	Total merchandise only
	Handling charge
	Sub-total
	Canadian and foreign orders add 15% to total purchases
	N.Y. State & City residents add sales tax
	Additional postage
	GRAND TOTAL

Mastercard/Visa _____ / _____ / _____ / _____

Expiration date ____ / ____

NAME _____

ADDRESS _____ **APT. #** _____

CITY _____ **STATE** _____ **ZIP** _____

All foreign payments must be made by money order - U.S. currency only - drawn on a U.S. bank

UPS SHIPMENT (U.S. ONLY): delivery time - 2 to 7 working days upon receipt of order. Please include your street address. - \$1.00 (not applicable for single team purchases.)

UPS 2nd DAY AIR (U.S. ONLY): delivery time - 2 working days from day order is shipped. Please include your street address - \$9.00. (\$5.00 for each additional set of teams.)

PRIORITY MAIL: delivery time - 4 working days upon receipt of order - \$4.50 (not applicable for single team purchases.)

AIR MAIL (Canada only): delivery time - faster than regular parcel post Canadian delivery - \$3.00

PARCEL POST: delivery time - 3 to 20 working days upon receipt of order. FREE OF CHARGE

Above estimated delivery times (excluding Air Mail) apply only to continental United States. Individuals with APO and FPO addresses should disregard all special mailing services, except priority mail.

For your order is:	Postage & Handling Charge
Up to \$10.00	add \$4.00
\$10.01 - \$20.00	add \$5.00
\$20.01 - \$30.00	add \$5.50
\$30.01 - \$40.00	add \$6.00
\$40.01 - \$50.00	add \$6.50
\$50.01 or more	add \$7.50

STRAT-O-MATIC GAME CO., INC.
46 RAILROAD PLAZA, GLEN HEAD, N.Y. 11545
1-800-645-3455 or (516) 671-6566 • FAX: 516-671-6276
INTERNET: <http://www.strat-o-matic.com>
e-mail: som1@ix.netcom.com

Individual teams from the 2001 baseball season can be purchased at \$1.25 per team or \$29.95 for the entire 30 teams and mixed player group. Deluxe Games include all 30 teams and mixed player group.

All orders will be shipped via Parcel Post unless otherwise indicated free of charge.
 UPS shipment (U.S. ONLY) - \$1.00 (not applicable for single team purchases.)
 *UPS 2nd Day Air - \$9.00. (PLUS \$5.00 for each additional set of teams.)
 Priority Mail - \$4.50 (not applicable for single team purchases.)
 Air Mail (Canada only) - \$3.00

*NOTE: 2nd Day Air is not available to CT, DE, MA, NJ, NY, OH, PA or VA.

Postage & Handling Charge: Please add the applicable amount found below to cost of total order. Only one handling charge must be included with each order mailed, regardless of number of coupons or order blanks enclosed.

If your order is:	Postage & Handling Charge
Up to \$10.00	add \$4.00
\$10.01 - \$20.00	add \$5.00
\$20.01 - \$30.00	add \$5.50
\$30.01 - \$40.00	add \$6.00
\$40.01 - \$50.00	add \$6.50
\$50.01 or more	add \$7.50

AMERICAN LEAGUE		NATIONAL LEAGUE	
Anaheim	Minnesota	Arizona	Milwaukee
Baltimore	New York	Atlanta	Montreal
Boston	Oakland	Chicago	New York
Chicago	Seattle	Cincinnati	Philadelphia
Cleveland	Tampa Bay	Colorado	Pittsburgh
Detroit	Texas	Florida	St. Louis
Kansas City	Toronto	Houston	San Diego
		Los Angeles	San Francisco

2001 Deluxe Game	\$39.00	\$
20 Nameless Players	\$1.25	\$
2001 Mixed Player Group	\$1.25	\$
2001 30 Teams and mixed players (no game parts)	\$29.95	\$
162 2001 Season additional player cards	\$10.00	\$
Official T-Shirt - Size (Letter Code)		\$

	Total merchandise only
	Handling charge
	Sub-total
Canadian and foreign orders add 15% to total purchases		
	N.Y. State & City residents add sales tax
	Additional postage
	GRAND TOTAL

Mastercard/Visa _____ / _____ / _____

Expiration date ____ / ____

NAME _____

ADDRESS _____ **APT. #** _____

CITY _____ **STATE** _____ **ZIP** _____

All foreign payments must be made by money order - U.S. currency only - drawn on a U.S. bank