

STRAT-O-MATIC REVIEW

Devoted exclusively to the Strat-O-Matic Game fan, The Review is printed with the consent of the Strat-O-Matic Game Company

*
* VOL. 16, JANUARY, 1987 *
*

Sneak preview of baseball ratings

Who are the '1s' going to be in '87 (based on '86)?

This month the Review is presenting more than its annual sneak preview of the new Strat-O-Matic Baseball card set - it's giving you, the reader, almost the whole show.

Many of the fielding ratings you are curious about are found on this and the next page and, as always, there will be some surprises and some disappointments. The biggest surprise is that you will know about the ratings first...and if you're in a draft league that can be an invaluable asset.

First of all, the new cards will probably not be available until the latter part of January/early February. The usual time for their release. Everything was on schedule when we last checked in with the game company.

Secondly, Strat-O-Matic will be issuing an enlarged set of extra players - in fact, it will consist of 199 cards, or 62 more additional than ever issued before by the game company. That figures out to an average of over 7 1/2 extra players per team. Some teams may have as many as nine players.

"Every batter that batted 50 or more times and every pitcher that pitched 40 or more innings will have cards," says Bob Yonke of S-O-M. "There will be a warning that overuse of some of these cards - and there are some good cards in the additional - will alter statistical realism."

In other words, the warning will imply, like cigarette warnings, that overuse of extra players will be statistically hazardous to your replay, or realism.

Rob Murphy, a relief pitcher for the Cincinnati Reds, will have a card (see Readers Roll 'Em section, this issue). He pitched 50 innings and was outstanding. "Murphy has one of the best cards I've ever seen," said both Yonke and Steve Barkan of S-O-M.

Cost of the new cards when they become available will be \$14.50
(continued on next page)

for the regular set of 26 teams, \$6 for the additional and a \$2.50 handling charge for a total one-set package price of \$23.00. The 1968 season will also be re-released, replete with advanced rules and two-sided cards (remember Bob Gibson's 1.12 ERA and Denny McLain and the World Series-winning Detroit Tigers?). The cost of the 1968 set will be \$18.00.

Also the computer disks will soon be available. For the Apple computer game disk the price is \$25.00. Four two-sided team disks are also going to be available: (1) The new 1986 season; (2) Last year's 1985 season; (3) the 1984 season; and (4) the 1968 season. The 1985 and new '86 seasons will include advanced and super-advanced versions, while the 1984 and '68 will be advanced version only.

The cost of each year's team disk will be \$15.00, or a total of \$60 for all four team disks. S-O-M Baseball compatible with other computers will soon be out also, although the game company could not say exactly the date of availability.

NOW FOR THOSE RATINGS...

First up, the World Series champion New York Mets. Keith Hernandez as expected is going to be a 1. And Gary Carter is a 1 catcher...but with a 0 throwing arm because of all the injury problems he had. Wally Backman is a 3 at second base, Rafael Santana is a 2 at shortstop and Ray Knight a 3 at third. The outfield - Mookie Wilson in left, Lenny Dykstra in center and Darryl Strawberry in right - is all 2s. Dykstra is an AA stealer and 1-17 runner.

Here's a look at some of the other ratings for National League teams:

CHICAGO CUBS - Jody Davis (C-1, -3 throwing arm)...Ryne Sandberg (2B-1)...Shawon Dunston (SS-3)...Bob Dernier (CF-2)...Gary Matthews (LF-4)...Keith Moreland (RF-4).

ATLANTA - Bruce Benedict and Ozzie Virgil (both C-4)...Bob Horner (1B-3)...Ken Oberkfell (2B-2)...Glenn Hubbard (2B-3)...Rafael Ramirez (SS-3)...Terry Harper (LF-2)...Dale Murphy (CF-1).

CINCINNATI - Bo Diaz (C-2)...Ron Oester (2B-2)...Dave Concepcion (SS-3)...Buddy Bell (3B-2), Eric Davis (1 all OF positions, including CF, plus AA stealer, 1-17 running - in other words, grab this guy in a draft if you have a chance!)...Eddie Milner (CF-1)...Dave Parker (RF-2)

HOUSTON - Alan Ashby (C-3)...Glenn Davis (1B-4)...Bill Doran (2B-1 AA, 1-17)...Davey Lopes (AA, 1-16)...Craig Reynolds (SS-3)...Dickie Thon (SS-2)...Denny Walling (3B-2)...Jose Cruz (LF-4)...Billy Hatcher (CF-2, AA, 1-17)...Randy Bass (RF-3).

LOS ANGELES DODGERS - Mike Scioscia (C-3)...Greg Brock (1B-4)...Steve Sax (2B-3)...Mariano Duncan (SS-3)...Bill Madlock (3B-4)...Franklin Stubbs (LF-4)...Reggie Williams (CF-2)...Mike Marshall (RF-2).

MONTREAL - Mike Fitzgerald (C-3)...Andres Galarraga (1B-2)...Hubie Brooks (SS-3)...Tim Wallach (3B-2)...Tim Lincecum (LF-1, AA, 1-17)...Mitch Webster (CF-3)...Andre Dawson (RF-1, -4 throwing arm).

PHILADELPHIA - John Russell (C-4)...Von Hayes (1B-3)...Juan Samuel (2B-3)...Steve Jeltz (SS-3)...Mike Schmidt (3B-1; yes, Schmidt has returned to a 1!)...Gary Redus (LF-2)...Glenn Wilson (RF-1). Samuel and Redus are both AA stealers and 1-17 running.

PITTSBURGH - Tony Pena (C-1)...Sid Bream (1B-3)...Johnny Ray (2B-3)...Rafael Belliard (SS-3)...Jim Morrison (3B-4)...R.J. Reynolds (LF-3)...Barry Bonds (CF-2)...Joe Orsulak (RF-2).

ST. LOUIS - Mike Lavalliere (C-2)...Jack Clark (1B-4)...Tommy Herr (2B-2)...Ozzie Smith (SS-1, 1-17)...Terry Pendleton (3B-1)...Vince Coleman (LF-3, AAA, 1-17)...Willie McGee (CF-1)...Andy VanSlyke (RF-1).

SAN DIEGO - Terry Kennedy (C-3)...Steve Garvey (1B-2)...Tim (Continued on next page)

Flannery (2B-3)...Garry Templeton (SS-2)...Graig Nettles (3B-3)...Kevin McReynolds (LF/RF-2, CF-3)...Tony Gwynn (RF-1).

SAN FRANCISCO - Bob Brenley (C-4)...Will Clark (1B-2)...Rob Thompson (2B-2)...Jose Uribe (SS-2)...Chris Brown (3B-3)...Jeff Leonard (LF-2)...Dan Gladden (CF-3)...Chili Davis (RF-2).

In the American League, one of the biggest surprises was Dick Schofield's rating at shortstop for California. He will be a 1, with an e of 22 (he committed 18 errors). There were two other 1 shortstops - Tony Fernandez (e14) of Toronto and Oakland's Alfredo Griffin (e25).

Here's a brief look at all the A.L. teams:

BOSTON - Wade Boggs (3B-2)...Marty Barrett (2B-2)...Dwight Evans (RF-1, -4 throwing).

BALTIMORE - Cal Ripken (SS-2).

CALIFORNIA - Bob Boone (C-1, -3, e5, T 1-11)...Wally Joyner (1B-1)...Doug DeCinces (3B-2)...Brian Downing (LF-3)...Gary Pettis (CF-1)...Reggie Jackson (RF-4).

CHICAGO WHITE SOX - Ozzie Guillen (SS-2, e24)...Harold Baines (RF-3)...Daryl Boston (CF-2)...John Cangelosi (LF/RF-2, CF-3, AA, 1-17).

DETROIT - Lance Parrish (C-1, -3, e6)...Lou Whitaker (2B-1)...Alan Trammell (SS-2)...Chet Lemon (CF-2)...Kirk Gibson (RF-3, e3).

MILWAUKEE - Jim Gantner (2B-2)...Paul Molitor (3B-3)...Ernest Riles (SS-4)...Robin Yount (CF-2, e1)...Rick Manning (LF/RF-1, CF-2).

NEW YORK YANKEES - Don Mattingly (1B-1)...Willie Randolph (2B-2)...Mike Paglarulo (3B-2)...Rickey Henderson (CF-1, AA, 1-17)...Dave Winfield (RF-1, -4). All shortstops are rated 4s.

CLEVELAND - Julio Franco (SS-2)...Brett Butler (CF-2)...Joe Carter (LF-3)...Cory Snyder (RF-3, e5, -4 throwing).

OAKLAND - Carney Lansford (1B-4/3B-3)...Dwight Murphy (CF-1)...Mike Davis (RF-2)...Jose Canseco (LF-4).

KANSAS CITY - Jim Sundberg (C-2)...Steve Balboni (1B-4)...Frank White (2B-1)...George Brett (3B-2)...Lonnie Smith (LF-4)...Willie Wilson (CF-2, A 1-17).

MINNESOTA - Kent Hrbek (1B-2)...Gary Gaetti (3B-2)...Kirby Puckett (CF-1).

SEATTLE - Alvin Davis (1B-4)...Harold Reynolds (2B-2)...Phil Bradley (LF-2)...John Moses (CF-2)...Danny Tartabull (RF-4).

TEXAS - Pete O'Brien (1B-2)...Curtis Wilkerson (2B-3)...Scott Fletcher (SS-3)...Steve Buechele (3B-2)...Gary Ward (LF-3)...Oddibe McDowell (CF-2)...Pete Incaviglia (RF-4, e16).

Well, that's the sneak/whole show preview. It is by far, even though many ratings were not included, the most comprehensive pre-season review of the new baseball ratings ever presented in the Review.

The prices mentioned earlier are correct, so if you want to get an order in early - and be sure to mention you read it in the Review - you can do so. Be sure to include the handling charge (only one per order) according to the following schedule:

		<u>Handling Charge</u>
* Regular 26-Team 1986 Set	- \$14.50	
* 199 Additional Players	- \$6.00	Up to \$5.00 - \$1.00
* 1968 Baseball Season	- \$18.00	\$5.01-\$10.00 - \$1.50
* Computer Game Disk	- \$25.00	\$10.01-\$15.00 - \$2.00
* 1986 Computer Team Disk	- \$15.00	\$15.01-\$20.00 - \$2.25
* 1985 Computer Team Disk	- \$15.00	\$20.01-\$25.00 - \$2.50
* 1984 Computer Team Disk	- \$15.00	\$25.01-\$30.00 - \$2.75
* 1968 Computer Team Disk	- \$15.00	\$30.01 or more - \$3.00

New York State and City residents must add sales tax. The above prices and handling charges are for the continental United States only. Canadian and foreign orders must add 10% to total purchases. All foreign payments must be made by money order in U.S. currency only.

Review co-editor meets John Kreuz

Ann Arbor is TBA tourney stop

The countdown is under way for the Table Baseball Association's (TBA) world championship showdown. Only two more qualifier, or "tuneup" tournaments remain before the best Strat-O-Matic players gather in Chicago, IL, the weekend of March 20-22.

One of the last stops by the TBA, which is now operating under the reliable hand of John Kreuz, of Glenview, IL, was in Ann Arbor, MI. Officially, it was listed as the Detroit TBA tournament. But the gathering was staged in nearby Ann Arbor at a Howard Johnson's, where most of the TBA tournaments are held.

Review co-editor Del Newell dropped in on the Sunday semifinals and finals and was extremely impressed by the well-organized tourney put on by Kreuz and overall friendliness of the participants, even those who exited early. A draft was held Friday night and divisional play was conducted all day Saturday. The quarterfinals, semis and finals were held Sunday.


Kreuz, an avid gamer himself who played in the first round but promised to drop out if he advanced too far, said the top eight finishers in each tournament would qualify for the World Championship. "We have had eight tournaments, the last six run completely by me," said Kreuz, who's self-employed as a chartered life underwriter and certified financial planner. "These players are the cream of the crop. They've played under pressure and fire and earned it. We have some players who travel to as many of the tournaments as they can so they can play against the best. Some of these people are establishing reputations."

Bill Meinhardt, a 20-year-old gamer who now lives in Malden, MA (he's a student at University of Massachusetts), was also on the scene in Ann Arbor. But that's not surprising, since Meinhardt won the inaugural World TBA Championship in Philadelphia last year. Meinhardt, in fact, has won four TBA tournaments - Philadelphia, Boston, Chicago and the world at Philadelphia - plus been runner-up in San Francisco. San Francisco? Yep, Meinhardt flew literally from coast-to-coast to play against the best.

"It cost me \$200 to fly to Ann Arbor," added Meinhardt. "The reason I wanted to play in this tournament is that two players who have winning records against me were going to be here: Larry Cohen (West Bloomfield, MI) and Dave Jaeger (Bucks County, PA). But I didn't play either one here."

Meinhardt didn't survive Saturday's skirmishing, marking the first


(continued on next page)



JOHN KREUZ (FROM LEFT), BILL MEINHARDT, KEVIN VEDRINE - IN ANN ARBOR

time he has failed to advance to the semifinals in a TBA tournament.

"My luck was absolutely the most sour it's ever been," sighed Meinhardt, who stresses that he tries to minimize the luck, or chance, element as much as possible.



RODNEY METZLOFF (LEFT) OF KITCHENER, ONTARIO SQUARES OFF AGAINST GREG MOORE OF CLEVELAND IN CHAMPIONSHIP SERIES.

"He's the best I've ever seen," praises Kreuz. "His winning percentage in the TBA is over .700 percent. That's phenomenal."

"I understand the game very well," adds Meinhardt, who's played over 270 games in TBA competition and over 16,000 in his 13-year Strat-O-Matic career.

"I'm proud of my drafting, but I'm most proud of my managing," continues Meinhardt, who in the world tournament set a first-day record by going 18-2 and winning, at one point, 13 straight games. He was 26-8 in the 'world.'

"It was extremely intense competition," says Kreuz. "And the world championships in Chicago in March will

be even more intense, with more pressure, because there will be more qualifiers."

Meinhardt, who says he first was introduced to S-O-M Baseball when he was seven and his mother purchased it as a gift, is gearing up for the stretch run as far as tournament preparation. "I don't spend that much time with the cards when they first come out," he says. "But later I spend more time studying them, drafting teams for various ballparks (the TBA now uses all the super-advanced rules plus ballpark adjustment ratings) and I plan on spending four to five hours a day preparing for the world championship."

CANADIAN CONNECTION

The winner of the Ann Arbor TBA tournament and one of eight qualifiers for the world championship, was Rodney Metzloff of Kitchener, Ontario. He was part of a four-man, one-woman (Sheila Griffiths, a spectator who was on the scene with her boyfriend) delegation from Kitchener. All told, there were 11 Canadians playing in the tournament.

Metzloff, 28, married and the father of two, left town \$400 richer for capturing first place and compiling an overall 18-8 record. He was 9-5 in the first round, 3-2 in the semifinals and defeated Greg Moore, 23, of Cleveland, OH, in a best-of-five final, 3-1.

Although battling the effects of a cold, Metzloff warmed to his task with a lineup featuring Darryl Strawberry (his first pick and the third overall in the draft in Metzloff's division), Pedro Guerrero (second pick), Mike Schmidt, Bryn Smith and Carlton Fisk, among others.

(continued on next page)

Moore, the most demonstrative and animated player that Kreuz has ever seen in the TBA, was 19-5 going into the finals and wound up 20-8 and \$200 richer. Third and fourth-place finishers, Bruce Hartman of Northville, MI, and Steve Willnus, South Lyon, MI, each won \$100.

In the finals, Moore, behind Sid Fernandez's two-hit, 11-strikeout performance, won a 1-0 thriller in the first game. Rance Mulliniks drove in Gary Carter, who had walked, with a single in the bottom of the ninth inning. But Metzloff prevailed after that as Fisk hit two game-winning home runs, including a bases-loaded shot in game three.

"Deep! Deep! Deep!" was the chant by the Canadian cheering section when one of Metzloff's players hit one out. Moore, with a penchant for talking to his cards, singularly and en masse, was good-natured throughout. When on the brink of defeat, Moore pleaded with each batter, "I want to live baby...keep me alive."

Moore's first draft pick was Carter and his home park was Kansas City. Metzloff used Toronto as his home park.

One of the most exciting games of the day was in the final game of the semi-final series between Metzloff and Hartman.


Tied at 2-2 in games, Metzloff won the fifth game, 5-3, when Dale Murphy bounced into a doubleplay with one out and runners on first and third. The tension was so thick in the room that it would have taken a knife to cut through it.

"These tournaments have developed their own terminology," points out Kreuz. "Because of the symbols on the cards you now have 'diamond-vision, triangle-vision and delta-vision.' A weak pitcher is 'barbecued.' A heat-throwing pitcher who whiffs a hitter in the clutch doesn't just strike the batter out - he 'vaporizes' him. Gary Redus, according to Kreuz, is a 'micro' player. Why? 'Because he sizzles in the clutch.'"

Strawberry had the most interesting nickname of them all. And it had nothing to do with straw or berries. Everyone referred to Strawberry as "The Clock." Why? "Like in the movie 'The Natural,' when the home run hit the clock (which exploded). Strawberry got on a roll in a tournament and we started calling him 'The Clock,'" says Kreuz. "But there have been times that 'The Clock' has been struck (out), or stood still."

In the quarterfinals, Metzloff defeated Kevin Vedrine of Mt. Prospect, IL, 3-0; Moore downed Rich Newman, Crystal Lake, IL; Steve Willnus topped Jerome Gilles, Clio, MI; and Hartman defeated Andy Willnus,

(continued on next page)



RODNEY METZLOFF, GREG MOORE DUTIFULLY RECORD RESULTS, AS SHEILA GRIFFITHS LOOKS ON.

Steve's younger brother.

Mike Wilson, from Buffalo Grove, IL, and runner-up in the world championship tourney, was also in the field at Ann Arbor. But he fared as well as Meinhardt and didn't advance into the quarterfinals.

As far as other recent TBA tournaments (Newark will be covered in the Feb. issue of the Review), Pete LeBlanc won the San Francisco tourney. Stationed at Beale Air Force Base, LeBlanc found enough time to get away and watch Sid Fernandez hurl a no-hitter and Bruce Bochte, a 26th-round draft pick, hit four home runs, including two game-winning blasts.

One more tournament - San Diego, Jan. 16-18 - will be held prior to the world championship in Chicago, March 20-22.

Then a new TBA season will begin, starting with a tournament in Los Angeles on April 3-5. The new 1986 S-O-M Baseball cards will be used, starting with Los Angeles.

Here's the TBA's 1987 schedule:

April 3-5	- Los Angeles	Aug. 7-9	- Orlando, FL
April 10-12	- Philadelphia	Aug. 14-16	- St. Louis
April 24-26	- Chicago	Aug. 21-23	- Toronto
May 1-3	- Toronto	Aug. 28-30	- Philadelphia
May 15-17	- Boston	Sept. 11-13	- Los Angeles
May 29-31	- Chicago	Sept. 18-20	- Chicago
June 5-7	- Sacramento	Oct. 16-18	- Boston
June 12-14	- Detroit (Ann Arbor)	Oct. 23-25	- Kansas City
June 26-28	- New York	Nov. 6-8	- Detroit (Ann Arbor)
July 10-12	- Montreal	Nov. 13-15	- Sacramento
July 17-19	- Cincinnati	Nov. 21-23	- New York
July 24-26	- Milwaukee		
July 31-Aug. 2	- San Diego		

* Note that all will be held at Howard Johnsons, except for Montreal, which will be held at Ramada Inn.

For more information, write:

John Kreuz
4732 Laurel Ave.
Glenview, IL 60025

Pro-Strat Part II is history

The Strat-O-Matic world's other draft-format baseball tournament - Pro-Strat - is also continuing to flourish. Pro-Strat II was recently held at Hofstra University in New York and again it was a big success.

Organized by Steve Laskin, Howard Belgrod and Fred Goodman, Pro-Strat II followed the same format as Pro-Strat I (Sept. Review). Four divisions of 16 gamers each comprised the field, with a draft being held in each.

Not only did Pro-Strat II attract players from the New York area, but gamers also came from North Carolina, Quebec, Philadelphia, Minnesota and as far away as California.

The draft was conducted Friday evening from 8-11 and dice were rolled throughout most of Saturday, with the finals completed by early afternoon on Sunday. All told, 64 gamers played in the regular tourney, 24 were in a consolation tourney and eight participated in a BYOT (bring your own team) mini tourney.

When the last die was cast - at 5:30 Sunday afternoon - Mike Tomassino had defeated Steve Peace to become Pro-Strat II champion. Tomassino, who had the 16th and last pick in Division 2 of the draft, got an MVP contribution by Leon Durham, his fifth-round pick, and superlative performance by No. 3 choice Gary Redus. Willie McGee was Tomassino's

(continued on the back page)

Here's look at home runs by parks

BY RODNEY JOHNSON, Tempe, AZ

Since there has been so much discussion regarding the new ball park ratings, I thought it would be a good idea to take a look at the information they are based on.

In a recent issue of the Strat-O-Matic Review it was disclosed that the home run ratings are based on a number of years (five). So here is a five-year look at home runs by parks for the National League (please note that 1980 was used instead of '81 because of the strike and incomplete information):

PARK	Rating	1985	1984	1983	1982	1980	Total	Average
Chicago	1-15	202	156	140	115	116	729	145.8
Atlanta	1-12	145	125	137	181	163	751	150.2
San Diego	1-13	141	121	135	109	62	568	113.6
Philadelphia	1-10	129	124	122	103	108	586	117.2
Pittsburgh	1-10	92	92	123	142	116	565	113.0
New York	1-9	116	103	116	108	115	558	139.5
Cincinnati	1-8	114	131	116	84	136	581	116.2
San Francisco	1-8	125	118	140	109	65	557	111.4
Los Angeles	1-7	101	89	123	92	140	545	109.0
Montreal	1-6	90	101	96	124	91	502	100.4
St. Louis	1-6	75	71	96	75	83	400	80.0
Houston	1-2	94	47	54	57	48	300	60.0

The five-year period explains some of the discrepancies. For instance, 92 home runs were hit in Pittsburgh in 1985, while 94 were hit in Houston, yet the HR rating for Pittsburgh is 1-10, while it is 1-2 in Houston. The answer comes from the previous four years. While '85 was a down year in HR for Pittsburgh, it was an exceptional year in Houston.

'HOME TEAM FACTOR'

Another possibility comes from a "home team factor." Of the 92 home runs hit at Pittsburgh, 53 were by the visiting team while only 39 were hit by the Pirates. Pittsburgh hit a league-low 80 home runs.

In Houston, 47 HR were hit by the Astros and 47 were hit by the visiting team. The Astros, on the other hand, hit 74 HR on the road, indicating Houston is a tougher HR park than Pittsburgh to hit home runs in.

Another example at the other end of the spectrum is Chicago and Atlanta. While over the last five years almost five more home runs per year have been hit in Atlanta, Chicago has a higher rating (1-15 Chicago; 1-12 Atlanta). The Cubs hit 98 home runs at home and only 52 on the road. The Braves hit 65 at home and 61 on the road, indicating Chicago is a better HR park.

San Diego (1-13) hit 64 at home and 45 on the road. In addition, the recent trend in San Diego has been toward more home runs. Taking away the '80 season in which only 62 home runs were hit in San Diego, the average HR per year changes from 113 to 125.

By using the percentage of HR (see chart on following page) by the teams at home and on the road, you can gauge the difficulty of hitting HR in that park based on a constant and a variable. Of course the number of home runs hit in that park must somehow be factored in to account for the extremes where a team hits extremely low numbers of

(continued on next page)

N.L. season replayed via computer

Statistical package 'saves so much valuable playing time'

A plethora of replays cross the desk of the Review every month. Most are either play-by-mail league replays or single-team replays conducted solitaire.

Stan Watson of Sacramento, CA, has become the first to send in a season's replay using the new Strat-O-Matic Computer Baseball Game. Watson, a 27-year-old gamer who's been playing S-O-M since 1973, replayed the National League season, all 162 games worth, plus play-offs.

"The introduction of S-O-M Baseball on a computer disk is the best thing that ever happened to me in my S-O-M world," enthuses Watson. "It saves so much valuable playing time with its statistical package that I now can take on larger projects and know that they can be finished in my lifetime."

Actually the N.L. replay took three months to play all the games and one month to put together a season's summary and statistics. All was done via the computer and all was printed out in an impressive looking yearbook.

After poring over Watson's work, the Review editors came to a couple of conclusions: (1) That he's interested in statistics to the zenith degree; (2) is extremely well-organized; (3) has an excellent printer; and (4) has a super-tolerant wife.

Watson, who works as a claims supervisor for a large insurance company in Sacramento, says that he is married, "But have no kids and prefer none at this time to minimize the distractions from my S-O-M playing time. My wife occasionally rolls a die or two (or hits the space bar as the case might be), and is an avid California Angels fan."

REALISM IS VERY EVIDENT

Not only was using a computer a great time-saver, but the results were extremely realistic, both as far as team won-and-lost records and player statistics.

Los Angeles did win the N.L. West and Cincinnati did finish second, although it was a more distant second (12 games). But the New York Mets surprised St. Louis in the East, winning by four games as the Cards won nine fewer games using the computer version. In the East, Montreal, Chicago, Philadelphia and Pittsburgh all were 3-4-5-6, just as in real-life.

Los Angeles, since it had an 8-4 regular-season advantage over the Mets, was slightly favored for the playoffs. But Dwight Gooden, with Cy Young Award-winning stats of 24-8, 1.77 ERA and 293 strikeouts, shut the Dodgers down on six hits in the opener, besting Fernando Valenzuela by 7-1 score.

In the second game, a pair of two-run homers by Ken Landreaux and Pedro Guerrero and Orel Hershisier's nine-hit pitching were the keys to a 4-3 win by L.A. Bob Welch put the Dodgers up 2-1 by blanking the Mets in game three, 2-0. The Dodgers only got four hits off three Mets' pitchers, but nine walks issued by Sid Fernandez hurt New York.

Steve Sax solved Gooden in game four, again, collecting three hits and knocking in two runs to help Valenzuela (six-hitter, eight strikeouts) to a 6-1 victory. Sax was 3-for-4 against Gooden in the opener.

Down 3-1, the Mets were counted out in game five as Hershisier hurled a two-hit shutout and Sax went 4-for-4 in a 5-0 win. Sax, who was 11 for 20 in the playoffs, was named MVP.

The Dodgers and Mets, at least by regular-season performance, were clones of each other. L.A. batted .273, the Mets .271; L.A. hit 129 home runs, the Mets 128. And the Dodgers had an ERA of 2.90 - tops in

(continued on next page)

the league - and the Mets were second at 2.94.

SO MUCH FOR DEFENSE

"The Los Angeles Dodgers," according to Watson, "were a near-perfect balance of pitching, hitting and speed, without the slightest respect for the glove. At one point they committed seven errors in two consecutive games."

But the Dodgers more than made up for defensive deficiencies as Valenzuela and Hershiser each won 20 games, Guerrero hit 38 home runs and drove in 126 runs and Mike Marshall had 27 and 117 numbers.

Elsewhere in the West, Dave Parker had an MVP year for the Reds, homering 43 times and driving in 164 runs - both league highs, and rookie Tom Browning went 22-6. Atlanta lost 17 of its first 19 games and wound up 53 games behind L.A. Houston, thanks to losing 23 of its last 34 games, finished two games under .500.

Over in the East, Keith Hernandez, Strawberry and Gary Carter all had super seasons for the Mets, who also got a key boost from reliever Roger McDowell (9-1 record, 19 saves). The Cardinals suffered in the bullpen as the attack was solid and John Tudor (22-9, 2.19 12 shutouts) and Danny Cox (21-9, 2.80, 7 shutouts) were stoppers.

Chicago's strength was the long ball as eight players hit 10 or more homers. Philadelphia, meanwhile, fanned 1,100 times. Montreal stayed in the chase for over half the season, but faded due to a .240 team batting average and a sub-par year by Tim Lincecum (.259).

Raines was definitely an under-achiever. But Houston, meanwhile, was forced to use Glenn Davis (350 at-bats, 20 homers in real-life) more. Davis batted .314, hit 31 homers and had 105 RBI. And he did it in 475 official at-bats.

SPEWING OUT THE STATISTICS

Watson's computer and printer received a workout when the yearbook was put together. Along with a regular-season and playoff summation, Watson included team home runs by parks, both for and against; individual home runs at each park (Ryne Sandberg hit 19 of his 28 in Wrigley Field; Glenn Davis 16 of his 31 in Houston), a disabled list, grand slams, including players who hit them, the date and against what pitcher; and multiple homer games.

Also, five-hit and five-RBI games. On August 18, for example, four players had five or more hits in an 18-inning game won by Chicago over Philadelphia, 16-15. Sandberg had eight hits, with one a triple and three homers. Dave Parker - remember the 164 RBI? - drove in five runs on five occasions.

All pitchers' stats were listed, too. There was a special listing for shutouts, including the date, opponent and number of hits allowed. And 10-strikeout games were listed as well. Gooden had 10 of the latter and Sid Fernandez seven. All the awards (Gold Glove, all-star, Rookie of the Year - Davis and Browning) were also included.

Standings and statistics (real-life):

East	Won-Lost	GB	West	Won-Lost	GB
New York	96-66 (98-64)	-	Los Angeles	103-59 (95-67)	-
St. Louis	92-70 (101-61)	4	Cincinnati	91-71 (89-72)	12
Montreal	86-76 (84-77)	10	San Diego	89-73 (83-79)	14
Chicago	82-80 (77-84)	14	Houston	80-82 (83-79)	23
Philadelphia	76-86 (75-87)	20	San Francisco	66-96 (62-100)	37
Pittsburgh	61-101 (57-104)	35	Atlanta	50-112 (66-96)	53

The Dodgers made the biggest improvement, winning eight more games while Atlanta lost 16 more than it did in real-life.

(continued on next page)

Batting			Home Runs			RBI		
McGee SL	.354	(.353)	Parker CIN	43	(34)	Parker CIN	164	
Guerrero LA	.351	(.320)	Murphy ATL	41	(37)	Guerrero LA	126	
Parker CIN	.327	(.312)	Guerrero LA	38	(33)	Clark SL	117	
Gwynn SD	.322	(.317)	Horner ATL	37	(27)	Marshall LA	117	
Hernandez NY	.315	(.309)	Carter NY	32	(32)	Sandberg CHI	112	
G.Davis HOU	.314	(.271)	Schmidt PHI	32	(33)	Strawberry NY	108	

H:			ERA			Strikeouts		
McGee SL	233		Gooden NY	1.77	(1.53)	Gooden NY	293	
2B: Parker CIN	48		Tudor SL	2.19	(1.93)	Fernandez NY	218	
3B: McGee SL	24		Hershiser LA	2.26	(2.03)	Ryan HOU	218	
SB: Coleman SL	116		Fernandez NY	2.46	(2.80)	Soto CIN	217	
BB: Law MON	98		Hesketh MON	2.55	(2.49)	Valenzuela LA	200	
GW-RBI: Carter NY	23		B.Smith MON	2.62	(2.91)			
Parker CIN	20		Valenzuela LA	2.64	(2.45)			

Wins			IP:			L:		
Gooden NY	24-8	(24-4)	IP: Tudor SL	292		L: Bedrosian ATL	20	
Browning CIN	22-6	(20-9)	CG: Gooden NY	21		BB: Soto CIN	124	
Tudor SL	22-9	(21-8)	SH: Tudor SL	12		W%: Browning CIN		
Cox SL	21-9	(18-9)	SA: Reardon MON	39			.786	
Hershiser LA	20-8	(19-3)	Gossage SD	35		HRA: Hoyt SD	37	
Valenzuela LA	20-10	(17-10)	D.Smith HOU	35		H Per 9 IP:		
			L.Smith CHI	31		Fernandez NY	5.32	

Disk breakdown likely problem

Steve Watson did experience some difficulties with his replay of the 1985 National League season using the computer version of Strat-O-Matic.

"There were several occasions when I got some unexpected X-chart readings," says Watson. "For example, in 1985 Ozzie Smith was rated a shortstop 1. In looking at the advanced fielding chart, that if a reading of GBSS(x) comes up the result will either be an error, one or two-base, or a gbA. I managed to get a gbC on more than one occasion with GBSS(x) hit to Smith.

"I also seem to have an extraordinarily high number of flyball A results.

"Another situation arose in an American League game that was even weirder. Using the designated hitter, I pinch hit for him with another batter intending to keep the pinch-hitter in as the new DH. When I made the substitution on the lineup screen, the pitcher disappeared until I indicated the new hitter to be the new DH.

"However, I also sent up a pinch-hitter for another batter that same inning and the program took out my previous pinch-hitter and inserted the pitcher into his spot without so much as a blink of the eye. Then I was unable to take the pitcher out of the hitting lineup to somehow retrieve the pinch-hitter who was to remain in the game as the new DH.

"I also think the use of the DH causes other 'strange' occurrences. I have had box scores printed out showing players who never entered the game appear in the lineup, but without a given position. I've noticed these weird occurrences only in those games using the DH, so until I know what and why these things are happening I'm staying away from the DH rule."

Editor's note: Many of the problems described above can be attributed to the breakdown of the old disks. The new disks sent out by S-O-M should have corrected all of the above problems.

HR or high numbers of HR. By factoring in the visiting teams HR, you come up with a ball park rating.

HOME TEAM FACTOR (1985)

Team	Total HR	Road HR	% Road	Home HR	% Home
Atlanta	- 126	- 61.....48.4	-	65.....51.6	
Chicago	- 150	- 52.....34.7	-	98.....65.3	
Cincinnati	- 114	- 65.....57.0	-	49.....43.0	
Houston	- 121	- 74.....61.2	-	47.....38.8	
Los Angeles	- 129	- 82.....63.6	-	47.....36.4	
Montreal	- 118	- 73.....61.9	-	45.....38.1	
New York	- 134	- 76.....56.7	-	58.....43.3	
Philadelphia	- 141	- 69.....48.9	-	72.....51.1	
Pittsburgh	- 80	- 41.....51.3	-	39.....48.7	
St. Louis	- 87	- 51.....68.0	-	36.....32.0	
San Diego	- 109	- 45.....41.3	-	64.....58.7	
San Francisco	- 115	- 57.....49.6	-	58.....50.4	

Although I don't claim to have "cracked the system," I do feel this is essentially how it works. In addition, this is probably how the singles rating works, based on the total batting average for each park and the home teams batting average at home and away.

By using the home and away system it puts the emphasis on the effect of the park and not the players involved. This allows the names to change and the parks' ratings to remain constant.

I would be remiss if I didn't add that I enjoy the ratings and feel they add another dimension to an already great game.

Do-it-yourself card for stealing ratings

BOB BAURKOT, Easton, PA

A lot of people seem to be complaining about the supplementary stealing ratings not being on the players cards, so I decided to pass along an idea which I use which leaves individual cards unmarked.

I photocopy (xerox) my chart and cut out each individual team's supplementary

stealing ratings. I then tape the ratings to an index card and trim the card so it is "Strat-O-Sized." Presto - each team has its own card with the stealing ratings on it.

NEW YORK METS L Single* 1-7 Lineout (2b) 8-20 | Homerun 1-9 Flyball (cf) 10-20
R Single* 1-7 Lineout (ss) 8-20 | Homerun 1-9 Flyball (lf) 10-20

Backman	30-12	6-8	-	(17-13)
Bowa	5-1	6	-	(19-11)
Carter	1-1	0	0	(13-5)
Chapman	5-4	2-9, 12	10, 11	(15-9)
Christensen	1-2	2-6, 12	7-9	(13-4)
Dykstra	15-2	4-5	-	(19-13)
Foster	0-1	6	-	(3-1)
Haseo	2-2	4-5	11	(13-5)
Hernandez	3-3	9	12	(13-5)
Hurdle	0-1	2-8, 11	-	(3-1)
Johnson	6-4	6-7	12	(15-9)
Knight	1-1	6	12	(13-5)
Pacorek	1-0	2	-	(20-6)
Santana	1-0	2	-	(20-6)
Strawberry	26-11	2-6	-	(17-14)
Wilson	24-9	3-6	-	(18-15)

985 METS

For those who use the ball park effects (like me, because I think they're great)P, this can be added to the card as well. There are less charts to refer to because each team has its own extra card, just like the specialist card in football.

Enclosed (see above) is a card of the 1985 New York Mets as an example.

How to rate S-O-M Hockey cards

BY PHIL LEDESMA, Hawthorne, CA

After almost seven years and thousands of games, I believe I have developed a system for accurately rating the overall value of the cards in Strat-O-Matic Hockey.

The skaters with the best offensive skills will top the list, of course, as even the greatest defensive specialist will be unable to consistently stop these ice wizards.

Wayne Gretzky tops the list as S-O-M has truly given his passing game the credit it deserves by removing those intimidation chances from A and B in his passing column. Coffey was second on my list, but he may be Gretzky's equal when it comes to first pick in a draft as defensemen with his offensive skills only come along about once in a century.

Bob Froese of the Flyers came out on top of the NHL goalies.

Here is my top 10 skaters and top four goalies:

PLAYER	Base Offense	Overall	Top Goalies
	Rating (BOR)	Rating	
Gretzky EDM.....	110.4	208.7	Froese PHI....157
Coffey EDM.....	93.5	190.6	Hrudey NYI....149
Messier EDM.....	80.9	179.2	D'Amour CAL...141
Kurri EDM.....	82.9	176.8	Beaupre MIN...140
Propp PHI.....	75.5	168.0	
T.Murray CHI.....	80.9	166.2	
Bossy NYI.....	82.6	163.6	
Christian WAS.....	74.4	147.5	
Dineen HART.....	71.5	147.3	
Hawerchuk WIN.....	76.0	146.1	

The base offense rating (BOR) basically combines the shooting and passing abilities of each skater's card. Faceoff and breakaway skating abilities also play a small part in the BOR.

This base rating is enhanced by the offense, defense and breakaway/penetration ratings. These ratings multiply the number of times that the shooting and passing abilities may be used.

For example: A 4 defensive rated player will earn himself possible "inside shot" opportunities on 1 through 4 of his "defense section." 5 and 6 will provide options offensively for the same player, so good shooting and passing skills will help turn the great defensive play into an immediate "end-to-end" scoring opportunity. Players with high offense and breakaway/penetration ratings will naturally get more scoring chances than players with lower ratings.

The final phase of the overall rating is each player's intimidation to penalty rating ratio and their penalty chances on 7 to 11 of the defense section.

Players with high intimidation ratings and low penalty ratings will be able to strip the puck from opponents with few penalties against them. A player with a 1-7 intimidation rating who is only a "D" penalty, may be the best weapon you have on defense. This will often make up for a low defense rating. The defensemen will get more intimidation opportunities (in the long run) than the forwards, so their ratings will benefit more with a good intimidation to penalty rating ratio.

GOALIE RATING SYSTEM

The goalie rating system is so simple that I can reveal the
(continued on next page)

formula so that anyone can rate the rest of the goalies. The most effective goalie save (on the card) is a save that goes directly to a teammate. For each such save I give 13 points per split.

The next most effective save is the glove save that forces a face-off in the goalie's zone. This one gets 12 points.

The save that gives up a rebound is worth 10 points. Subtract a point for each goal split.

Using this system you will find that some goalies with fewer goal splits on their card may end up with a lower rating than a goalie with one more goal split on his card. This is because when a goalie gives up too many rebounds he runs the risk of giving up even better scoring chances to opposing scorers perched at goalmouth. 5 or 6 rebound splits on a goalie's card will hurt in the long run.

Trailing team can strike back late

Cris Charron is another avid hockey gamer who wishes, in his case, to share a playing tip, rather than rate the players.

"The chart I have enclosed came to me as a result of playing games where a team leading by two goals in the final two minutes (three action cards), taking a penalty cannot lose, because the rules state that all three cards must be used on power-play situations no matter how few shots it takes to score. With the rule it is only possible for the trailing team to score one goal, thus assuring victory for the team with the lead.

"The chart is easy to use; just cross-reference the shots taken by the shots allowed on the power-play. This will give the number of action cards to be used when a goal is scored.

"Naturally, if the shorthanded team kills the penalty all three cards are used. With this chart it allows for the time that actually is used, allowing a team a chance to come back late in the game after trailing by a couple of goals."

The chart:

		Shots Allowed In Power-Play Situations *							
Shots Taken		1	2	3	4	5	6		
		1	2	3	4	5	6		
1	--	3	2	1	1	1	1	-----	Number of
2	--	-	3	2	2	2	1		action cards
3	--	-	-	3	2	2	2		to be used
4	--	-	-	-	3	2	2		when power-play
5	--	-	-	-	-	3	3		goal is scored
6	--	-	-	-	-	-	3		

* Shots allowed total includes short-handed shot.

Montreal wins Stanley Cup replay

As part of his hockey action with the new Strat-O-Matic cards,
(continued on next page)

Cris Charron also replayed the 1986 Stanley Cup series between Montreal and Calgary. It was like a Mike Tyson heavyweight fight, however, in that it was all over quickly.

It only took the Canadiens four games (in real-life it was five) to snuff out the Flames. Montreal was led by Mats Naslund (four goals/three assists), Mario Tremblay (four goals/two assists), Bobby Smith (three goals/six assists) and goalie Patrick Roy (3.25 goals-against average).

Unlike a Tyson fight, Calgary got off to a good start, leading in three of them before faltering. The opener was typical as Calgary's Joe Muller scored two goals in the first two minutes, but Montreal rallied for a 6-4 win.

Montreal defenseman Craig Ludwig got the go-ahead goal with 12:40 gone in the final period, snapping a 4-4 deadlock. Tremblay had two goals and an assist. Game two also went to the Canadiens, as they overcame a two-goal deficit to claim a 5-4 overtime triumph. Naslund tallied Montreal's final two goals, the last 3:20 into the overtime. Naslund finished with four points after adding two assists.

Naslund picked up where he left off in game three as he scored the first two goals to make it four consecutive goals. Montreal erupted for three second-period goals en route to a 4-3 win. Game four - the only one that Calgary didn't lead - was all Montreal as Tremblay scored twice and Bobby Smith had a goal and an assist in a 4-2 victory.

Charron points the finger of blame for much of Calgary's breakdown in the clutch to the porous goaltending of Mike Vernon, who allowed 14 goals in only three games. Muller was a bright spot for the Flames, with three goals and a pair of assists.

MVP Contest doesn't have winner

Would you believe a contest that doesn't have a winner?

Well, it happened for the first time with the Strat-O-Matic Review's Most Valuable Player Contest. The MVPs, as everyone is aware, were Mike Schmidt in the National League and Roger Clemens in the American.

Both deserved the awards, of course, even though there was more than a little controversy over the selection of Clemens, who also won the Cy Young Award, because he was not a "full-time" player. There was much hue and cry that Don Mattingly, who certainly had MVP statistics, should have received the award.

Nevertheless, he didn't, although 45 readers picked Mattingly to win. Nary a reader, however, chose Schmidt, who got off to a typical slow start at a time when most ballots were being sent in (before May 10).

In the N.L., the Mets' Darryl Strawberry was the big choice with 91 votes, with Dwight Gooden a distant runner-up with 38.

But no one got either Clemens or Schmidt. So, no set of the new cards will be sent out. Next year, however, we will offer two sets of cards if two winners surface and there is a tie.

The tiebreaker, which didn't have to be applied this year, was how close a reader came in picking the division winners, and their percentages. Looking back, the New York Yankees were picked in the A.L. East on 102 ballots, with Boston only garnering 10. And in the West it was Kansas City with a whopping 115 votes, compared to Oakland's 37. California had 23.

The Mets won easily in the N.L. East (190), but the Dodgers (97) were the choice in the West, with Houston (20) third behind Cincinnati.

Readers roll 'em

SACKS ARE BACK IN PLAYING TIP NEWS

I appreciate the Review giving the opportunity to present differing views on the same subject matter. Particularly, the articles on sacks presented by Joe Tate (Oct., 1986) and myself (Nov., 1986).

I would like to state that our works were totally independent; I had even submitted mine for publication before the Oct. issue came out.

Anyway, as Joe's chart has the potential for greater variety for results than the methods I presented, I would like to see him redo his chart based on the actual NFL sack average. He apparently based his average on the -9 yard sack given by S-O-M not knowing its inaccuracy.

By the way, my method No. 2 matches the NFL sack average for 1982: -8 yards, and is one reason why I submitted it. Also, the NFL sack average for 1985 again was -7.6 yards.

RALPH RINK
46 Barber St.
Auburn, NY

S-O-M POTPOURRI

I am writing in regards to a couple items of interest to me and I think to other readers as well.

Back in the May, 1984 issue of the Review you printed the results of a football poll listing the football teams that would be formatted to match the newly released cards. In the article accompanying it was a quote from the game company saying that the cards probably would not be released until the summer of 1985.

It didn't come to past and one of the readers had a question in your question and answer section regarding the whereabouts of these teams. The answer was that the game company had no plans to issue any such teams. Now that another summer has past and still no mention of the teams, what

happened to them?

I thought it was a great idea, especially since the 1985 Bears cannot compete against the '58 Colts or the '62 Packers, or the Steelers of the '70s. The idea for the teams seems to have been dropped and I personally would like to see 20 or so "old timer" teams released compatible with the newer version.

As it stands, the football game has only been released for four years, instead of the 20 years that it has actually been in existence. I mention this in hopes to stir up some coals.

Returning to my first love, baseball, I would like to express some ideas and options. I personally think with the home park readings and the clutch hitting option that the cards are starting to get cluttered. I have elected not to use either option as I, as do others, wonder at their statistical accuracy. I also tire of referring to charts. I had the original X-chart memorized, but the new "e" chart is not as easy.

Since I am on the subject of charts, I have also not liked or used the supplementary stealing chart. My main objection to this is that it is the responsibility of the pitcher to hold the runner on and prevent a good leadoff.

If this aspect of the game should be added, and it should, why not just use a rating similar to the catcher's throwing arm, place it on the pitcher's card for easy reading and just add or subtract it from the runner's stealing rating results?

For example, pitchers like Ron Darling, Fernando Valenzuela and Steve Carlton are known for their pickoffs and their ability to hold runners on. Some, like Dwight Gooden, don't do as good a job. This way you individualize the pitcher's ability to hold on the runner and not the runner's ability to get a good lead, which will vary from pitcher to pitcher.

I do enjoy the remakes of
(continued on next page)

past seasons with the advanced version. It adds so much variety to the game and I hope it continues.

I am currently starting a replay using the 1969-present teams, advanced side. It's the best of the Reds, Yanks, etc. I do have some problems with the 1971-1976 teams as they do not have "e" ratings.

As I am doing this I thought that a great season to release would be the All-Time greats of each team. Have Ty Cobb, Sam Crawford, etc., team up with Lance Parrish and Denny McLain. Have the cards set up for advanced play, though.

It's a great game that I have been playing now for 20 years, which amounts to two thirds of my life. Now that I have a family, I hope to pass the cards down to my kids. My profession is that of a physician, so my playing time is reduced, but I still use the game for stress reduction and escape.

DAN OLSON, M.D.
4717 N. First Ave.
Tucson, AZ

Editor's note: You make a number of good points, including asking the whereabouts of old-timer football teams. The Review did the original poll at the urging of the game company. Since then, however, major changes were made in the baseball game (clutch hitting, ball park factors, the computer version, etc.) and the timetable for other projects has stood still. The computer disks, in particular, took much more testing and work than had originally been anticipated. But S-O-M does read this section of the Review closely and your ideas and suggestions will certainly be considered...and maybe, regarding the football teams, light the fire as well as stir the coals.

CLARIFICATION NEEDED

Concerning Phil Ledesma's letter in Readers Roll 'em, I think he was trying to make the

following point. The game company from time to time does not always issue the 24 most representative cards from a team. Sometimes a team will have an outstanding performance from a non-regular who does not get printed, yet another player with weaker stats and fewer at-bats, or innings pitched, will.

I can only assume that Harold Richman (S-O-M's creator/owner) is afraid gamers will overuse the card and then complain that the game is not realistic. Personally, I think gamers are more intelligent than that and all it takes is a simple note on the roster sheet that warns against overuse of certain players. This warning has appeared in some past issues.

I'm very curious to see if Rob Murphy of the Reds will get a card next year. He appeared in 34 games and 50.1 innings with a 0.72 ERA. I'm betting he won't get a card. I, as I'm sure Phil would agree, think that Murphy should get a card, yet because the Reds' front office didn't call him up sooner to get him more appearances, this will probably prevent him from getting a card because he was too good.

In cases like this, gamers get burned in two ways. First, if you're playing "what if" and want to see if your managerial abilities would help the team, you won't be able to take advantage of that good part-timer.

And second, if you are interested in a replay, you won't have that outstanding performer for legitimate use and thus affecting the replay results negatively. Granted, the case of Murphy is hypothetical, but typically a couple players each year get slighted because they are too good.

The game company has also been guilty of modifying a card from time to time because of outstanding stats in a limited role. Again, skip the doctoring, issue the warning, and trust gamers.

After all, once they purchase it,
(continued on page 23)

Advertisements

Rates per issue are as follows: 50 words or less - \$1.00; 51-100 words - \$2; 101-150 words - \$3.00. Maximum length of an ad will be 150 words. When sending in ads, specify either WANTED, FOR SALE, FOR TRADE, LEAGUE FORMING, or CONTESTS. And name card sets by the year upon which they were based. Note also that only advertising for Strat-O-Matic products or closely related merchandise will be accepted and that merchandise competing with S-O-M products may not be offered for sale. Ads, to be included in the next issue, must be in to the Review by the third of the previous month. Late ads will be held over for inclusion the following month.

Wanted

WANTED: Columbus and Cincinnati baseball gamers to manage in the third season of the Greater Cincinnati Baseball League. We have a two-division, face-to-face schedule that provides for intracity play with a minimum of travel. Contact: Scott Jeggle (614-249-8583 or 614-442-1167) or Kevin Morris (513-321-2272)

WANTED: Face-to-face football opponents in northern New Jersey area. Former Baltimore area league champ. League members - brush up and practice before playoffs. Also, any football leagues needing an experienced, dedicated coach in north Jersey (or back-up) - F-T-F only - I'm available. Write: Mike Kudak, 50 Morse St., Cranford, NJ 07016, or call 201-276-2116 or 201-276-0884 (leave message). Lastly, F-T-F hockey and basketball also (after football season is over)

WANTED: All 1971 baseball teams, with additional players. Mike Blankenship, 341 Pride Avenue, Madisonville, KY 42431 (502-821-8475)

WANTED: 1983 Lee Smith, 1981 Dawson, 1978 Garvey, 1977 Fisk and Baker, 1975 Hrabosky, 1964 Aparicio. Will pay \$1.50 each. Larry Kapit, 4645 NW 89 Ave., Sunrise, FL 33321 (305-748-4152)

WANTED: New to Seattle, WA, area, 30-year-old with 17 years S-O-M experience; would like to join face-to-face baseball league in Seattle area. Keith B. Fosness

6025 111th Pl. NE Kirkland, WA
98033 (206-827-8260)

For Sale

FOR SALE: The exact schedules and pitching rotations played by all major league teams for any season, 1901-present. 1985 sells for just \$8.00, 1956 for \$7.25. Write for quotes on all other seasons. Rich Pray, 7800 LaNain Drive, Pensacola, FL 32514

FOR SALE: Baseball teams based on following seasons: 1972, '73, '75 '77 through '85. All teams with extras, except '72. Pre-1981 (good condition), '81-'85 (mint). I pay postage. Everything will go. Send offer to: Tony Auter, 3505 Mina Court, Louisville, KY 40220

FOR SALE: Super-advanced rules enhance the realism and detail of S-O-M Baseball while preserving the speed of play that makes it fun. Includes easily memorized rules for more realistic base advances on hits, outs and errors; outfield throwing errors and mis-played hits; trail runners sometimes advancing on throws (or being thrown out on cutoffs); injury chart with rare plays; balks, pickoffs, pickoff errors, rundowns; infielders positioned in or back individually; outfield shallow; suicide squeeze, safety squeeze and sacrifice charts where fielder's ability and runner's speed play a part; hit-and-run system that also takes into
(continued on next page)

account pitcher's abilities and characteristics, fielding, runner's speed; and much more, all blended into the game so as not to disturb statistical accuracy or ease of play. Fully tested and refined in face-to-face league play. \$8, with money-back guarantee. Richard Robb, 305-7100 Gilbert Road, Richmond, B.C., Canada V7C 5C3

FOR SALE: Baseball schedules for entire 1930, 1950, 1956, 1961, 1969 and 1970 seasons. Great for S-O-M replays. Other seasons also available. Both AL and NL. Send \$1 per season and a SASE. Mailed immediately. Richard Breest, 1332 Greenlea Drive, Holiday, FL 33590-6759

FOR SALE: Baseball - 1979, 1982 seasons w/extras. Many single teams 1965-present. Football - Single teams '71-present. Hockey - Single teams '77-present. Would like to sell over 600 teams, all sports, for hot price. Send offers and SASE to: Sal Mangiapane, 23 W. Lincoln Ave., Cranford, NJ 07016 (201-276-5457)

FOR SALE: Purists - At last, easy-to-use systems to improve S-O-M hit-and-run and catcher's card. Both systems add realism and strategy without increasing play time. Hit-and-run uses results directly from player cards, giving each player truly individual H&R ability. Catcher's card incorporates individual wild pitch ratings for pitchers, passed ball ratings for catchers. Statistically accurate for all '86 pitchers and catchers. Works equally well playing stock teams or draft leagues. Just \$3 for each system, \$5 for both. Check or money order to: Glenn Guzzo, 317-21 N. Broad St. #835, Philadelphia, PA 19107

FOR SALE: I've been selling, trading and buying S-O-M Baseball for over eight years. Currently more stock is coming in than going out. I've got to change that...so here I go again. I'm

selling individual S-O-M Baseball teams from 1950-1985. Loose baseball cards from 1930-1985. Send SASE for teams list and or your list for loose cards to: Chris Rosen, 731 Bergen St., Philadelphia, PA 19111 (215-745-5247). If you have written before, write again. I have packages I haven't opened yet.

FOR SALE: Attention S-O-M fanatics (especially those in the NY metropolitan area). Selling football teams - 1968-present. Baseball, 1969-present. Hockey, 1977-78 to present. Basketball, 1973-74 to the present. S-O-M Review back issues, 1971-present. Mail SASE for complete list or call Charles SGiannone (1-718-417-5009 between 5-8 weekdays, 11-8 weekends).

FOR SALE: 1972, 1973 football; 1972-73, 1973-74 basketball. Sold in season sets only. Near mint condition. Also the following baseball teams sold individually: 1965 Twins, Dodgers (original), Mets, Angels, White Sox, A's, Senators, Red Sox; 1966 Angels, Tigers, Indians, Red Sox, White Sox, Yankees, Senators, Twins; 1966 National League complete (bid on league or teams), fair to good condition. Craig Heiland, 9408 "A" San Luis Ave., South Gate, CA 90280

FOR SALE: Complete advanced game ratings for all 1985 real-season player cards, including extras (ratings for 1984 season cards also available at same price). These ratings have been the key factor in my building two excellent draft league teams. I've won six of six pennants and four of six World Series in the four seasons that I've used this system. My ratings were also cited as being valuable by one of the top finishers in a major S-O-M tournament that was reported on in the Sept. Review. I factor in HR, 3B, 2B, 1B, BB, gb(A), steal and running ratings, N or W rating, defensive position and defensive (continued)

skill, including throwing arm. Each player receives an on-base, slugging, total offense, total defense and overall rating against both righties and lefties (1961 and 1969 seasons will be ready by mid-December). For your easy-to-read printout, send \$6 per season to: Paul Patrick, Route 3, East Lawn, Iola, KS 66749 (316-365-2931)

FOR SALE: Defensive rating comparison chart. Is a 3 e12 at first base better than a 4 e4? This chart allows you to easily compare defensive ratings such as these. Good year after year. Only \$3 (a 4 e4 is better than a 3 e12, by the way). Rohn Morin, Box 2510 Hotel Road, Auburn, ME 04210

FOR SALE: Football - 1972 complete set, very good condition. Baseball - 1980 complete set, very good, includes both sets of pitchers cards; 1974 Oakland and Mets; 1978 Kansas City, Reds, Boston, Yankees, Phillies; 1977 Boston, Yankees, Twins, Dodgers, Giants; 1976 Kansas City, Twins, Boston; 1975 Reds; 1973 Twins, Reds, Dodgers, Braves, St. Louis. All cards in very good condition and do not include extra players. 1967 Baltimore (fair/good). I will pay postage. Send bids to: Keith Fosness, 6025 111th Pl. NE, Kirkland, WA 98033

FOR SALE: Fanatics - make your season more realistic with Baseball Replay '86. Exact day-by-day 1986 schedules and actual starting pitchers; comprehensive list of roster changes (not just trades, but disabled players and minor league callups); plus a unique lineup guide to assure realistic player use. Ideal for playing one team's season or a whole league. More than 100 hours of research at your fingertips for only \$6 for AL or NL, \$10 for all 26 teams. Also available: Baseball Replay '68, Baseball Replay '61 and Baseball Replay '85 - \$10 each (roster changes

for '61 and '68 are trades only). Order now and have your replay ready when the new cards arrive. Check or money order to: Glenn Guzzo, 317-21 N. Broad St. #835, Philadelphia, PA 19107

FOR SALE: Football teams in good condition unless otherwise stated: '75 Vikings, Steelers; '76 Vikings, Cowboys; '79 Steelers, \$3 each. '76 Bucs; '77 Vikings; '78 Seahawks, Bucs, Dolphins, Saints, Oilers, Bills, Giants, Broncos, Vikings; '79 Saints, Vikings, Broncos (fair), Oilers, Seahawks, Bucs, Cowboys; '80 Cowboys, Bills, Vikings (fair), Falcons, Oilers, Broncos, \$2 each. '81 Dolphins, Vikings, Oilers, Jets, Falcons; '82 Cowboys, Bengals, Chargers, Redskins, Dolphins, Seahawks, Raiders (mangled, victims of 2-10 season), Packers, Pats, Jets, Vikings, Saints; '83 Cowboys, Pats, Seahawks, Saints, Vikings, Falcons, Chiefs, Jets, \$1 each. Football game, \$5. I pay postage. Everything for \$50. Write: Kevin Laster, 7608 Cliffbrook, Dallas, TX 75240

FOR SALE: Baseball schedules for entire 1930, 1950, 1956, 1961, 1968, 1969 and 1970 seasons. Great for S-O-M replays. Other seasons also available, both AL and NL. Send \$1 per season and a postage stamp per order. Mailed immediately. Richard Breest, 1332 Greenlea Dr., Holiday, FL 33590-6759

FOR SALE: 1979, 1983 baseball extra players; 1982 A.L., no extras; '75 Cleveland, Mets, St. Louis, San Francisco; '73 Kansas City, Minnesota, no extras. Football - 1976 Atlanta, Giants, Jets; '75 Jets, New England, Giants. Basketball - 1976-77 NBA. Send SASE to: Tom Cavaliere, 42 DuBonnet Road, Valley Stream, NY 11581

FOR SALE: 1987 edition card analysis for advanced baseball. Includes OBP, power percentages and
(continued)

diamond chances for batters and pitchers. Also, gBA and clutch hitting percentages for batters. All this plus additional card information condensed into a quick-reference format. Great for drafting or setting lineups against certain pitchers. Improves chance of winning. I'm a 10-year gamer with a bachelor's degree in math and I've enjoyed many World Series appearances using this analysis. Many satisfied customers. Only \$6. Why not get the 'edge' this season? Rohn Morin, Box 2510 Hotel Road, Auburn, ME 04210

League Forming

LEAGUE FORMING: I am the new commissioner of the Strat-O-Matic Memorial Baseball League. We are a 16-team PBM league in our seventh season. By 1989 we plan to have expanded to 20 teams divided into a 10-team American League and a 10-team National League. Experienced managers interested in joining a solid, ongoing league, should contact me as one or two teams may be available for 1987. Patrick A. Curtis, 520 West Roscoe, Chicago, IL 60657

LEAGUE FORMING: South Shore, MA, S-O-M Baseball league is looking for backup and expansion managers. We are a face-to-face draft league that meets every Sunday in Brockton, MA. We have a lot of innovative rules. We are looking for backup managers for this season and expansion managers when the new cards come out in Feb., 1987. If interested, please call or write: Bob Hanflig, 31 Cynthia Dr., Brockton, MA 02402 (617-587 3517)

LEAGUE FORMING: The World Baseball Association is looking for 14 reliable managers for a PBM draft league. We will use the 1977 season and use the advance side. This is a 16-team league, eight AL and eight NL teams. 162-game season. We will have a 35-player roster. \$10 entry

fee. If interested, contact: Gregory Bucurestean, 7121 W. Vernor Apt. 304, Detroit, MI 48209

LEAGUE FORMING: Attention greater New York Strat-O-Matic fanatics. Forming a face-to-face league or already in one but finding it a real drag deciding where you will meet? Well, kiss your trouble goodbye. Space available on week nights and weekends. Call: Charles SGiannone (between 5-8 p.m., 1-718-417-5009) or write: 792-B Onderdonk Ave., Ridgewood, NY 11385

LEAGUE FORMING: Group of executives, 28 and older, looking for new members in a draft league, super advanced rules, west Los Angeles and San Fernando Valley area. Call: Tom Pichotta (818-999-334, daytime).

LEAGUE FORMING: S-O-M face-to-face adult advanced baseball league looking for managers in San Diego area. Contact: Mike Dundovich (569-7711) or Ron Surrey (282-2818)

LEAGUE FORMING: Sportsman's Baseball Association entering third season. PBM. Advanced rules. Emphasis on sportsmanship, communication and promptness. For 1987 membership application and details, write: Burke Ittenbach, 104 Macon Dr., Mobile Estates, Cary, NC 27511

LEAGUE FORMING: The CGL will be expanding from 14 to 16 teams for our upcoming eighth season. Immediate openings are available for both expansion franchises and one existing franchise. Our PBM baseball league features a 150-game schedule, advanced version, continuous ownership, use of all players including extras and unique drafting format. Send for free copy of league constitution and details to: Steve Lorenz, 406 Pinewood Dr., Utica, NY 13502 (315-797-4257)

(continued)

LEAGUE FORMING: Hockey fanatics. The National Strat-O-Matic Draft Basic Hockey League, in its first season, needs backup managers for this season. The NSOMDBHL is a league that stresses total organization and looks to build a tradition and reputation second to none. Backup managers also have first crack at expansion teams for 1987-88 season. Are you tired of the world's fastest sport not having a great mail league? Act now. Only dedicated people committed to excellence need apply. Contact: Sp4 Al Stessman 488-82-6378 USA RPC NRG (opd) APO NY 09696 for constitution.

LEAGUE FORMING: Established league (USBF) needs replacement managers. We have 18 teams, use all cards, draft rookies, maintain separate AL/NL and use advanced rules. Call or write for available team lists. Michael Clary, 1236 Brookdale Dr., Merced, CA 95340

LEAGUE FORMING: Unique opportunity to display your ability in Boston area super-advanced weekly face-to-face winter baseball league. Manage either the 1985 Yankees or Blue Jays prior to your entry into a 10-year-old N.L. East only draft league resuming play in April. Those interested should send SASE to: Norman Guckert, 81 Woburn St., Medford, MA 02155 or call 391-5726

LEAGUE FORMING: Managers and backup managers are needed for the NASBL, a year-round PBM baseball league. A.L. in the spring, N.L. in the fall. 162-game schedule. Unique free agent and minor league systems. Continuous rights to players. Steve Nordberg, 2712 Mission Village Dr. #P-2, San Diego, CA 92123 (619-565-9093)

LEAGUE FORMING: Small face-to-face advanced baseball league in Waterville, ME, looking for additional managers for next full season replay beginning about March 1 with new cards.

If interested, contact: Jesse Seegmiller (207-382-6737), RR #1, Box 530, Freedom, ME 04941, or visit The Hobby Shack, 135 Main St., Waterville.

LEAGUE FORMING: Looking for several managers and backups to join the CTCAL, a PBM advanced baseball league entering its third season under present ownership. Our goal in this league is to provide maximum enjoyment with minimum busy work. We use mostly AL cards, which we retain from year-to-year. Other features include an annual draft, bi-weekly standings report, in-season trading and an overall system that really works. We already have a solid nucleus of managers and we're looking for a few more. If interested, send name, address and SASE for an application to: Larry Zeller, 76 Claire Drive, Bridgewater, NJ 08807

LEAGUE FORMING: Join a different PBM baseball league this summer. Twelve managers will each have an actual major league team, then draft 10 players from the unchosen teams. 162-game schedule, limited trading and advanced rules. There will be a \$10 fee, half due by the player draft, half due at mid-season. You'll need the 1987 cards (but not the additional players) and a desire to make a successful league. Send a SASE for details and a questionnaire to: Will Jennings, 120 South Drive, Copperas Cove, TX 76522

LEAGUE FORMING: The Mid-Atlantic Table Sports Association (MATSA) will be entering its 8th season beginning with our draft of new players in March. Now is the opportunity to become involved in our high-quality on-going PBM draft league. We are a 10-team league using National League players and play an enjoyable 132-game schedule from April through August. For more information, contact: Ed Grant, 3000-B Woodchase Lane, Marietta, GA 30080 (continued)

LEAGUE FORMING: Attention suburban Detroit Strat-O-Matic Baseball fans. I'm looking for fellow Strat-O fanatics to compete in a face-to-face league in the western suburban Detroit vicinity. The league would be a draft league using super-advanced rules. The league would consist of 8-10 managers. Call: Eddie Wright (1-459-1434 after 5 p.m., or 1-943-4267 before 5 p.m.) or write me at: 42535 Cavalier Court, Canton, MI 48187

LEAGUE FORMING: League beginning ninth year needs managers for spring 1987. Advanced PEM baseball, extra players, both leagues used. Realism stressed. Plays four games/week. For further details, contact: Carl Kieke, 1417 N. 7th #2, Abilene, TX 79601 (phone: 915-673-3552; call anytime)

Contests

CONTEST: Announcing the second annual "Ice Bowl" football tournament, to be played in Minneapolis, MN, on January 31 and February 1, 1987. The winner will be awarded the Bud Grant Trophy. We will use northern teams with great defenses, in the tradition of the Black 'n Blue division. Eligible teams include the 1963 Bears, 1968 Colts, 1972-74 Steelers, 1970 Vikings, 1977 Denver, etc. No wimps need apply. We are not messing around here; games will be played out in the snow on a completely voluntary basis. Bring your long underwear and your team if you think it's tough enough. For information, write Mark "Wildcat" Frobom, 1049 22nd Ave. SE, Minneapolis, MN 55414. Or call Mark or Dave at 612-623-3722. You don't have to play outside if you don't want to.

(continued from page 17)

they can play by any rules they like.

LUKE KRAEMER
934 Blazingwood Ave.
Cupertino, CA 95014

Editor's note: Rob Murphy will have a card, according to S-O-M. In fact, as Bob Yonke of S-O-M points out: "Murphy does have a card and it's one of the best cards I've ever seen." There will be a total of 199 extra players - an increase of 62 over the previous high as far as extras - and the cost will be \$6.00 for the set of 199 cards.

Past issues available at discount prices

Back issues of the Strat-O-Matic Review are available, for a short time only, at the following discounted prices:

Beginning with 1985 December issue...\$1.00 for the first 3 issues...\$2.00 for 7 issues...and \$3.50 for 12 issues.

Here are the back issues that are available at the sale prices:

1985

Dec., Nov., Oct., Sept., August, July, June, May, April, March, Feb., Jan.

1984

Dec. (limited), August, July (limited), May, March, Feb., Jan. are only issues available.

1983

Dec., Nov. (limited), Oct., July, May (limited), April (limited), March, Feb. are only issues available.

1982

Dec., Nov., Sept., August, April, March.
Send to: Strat-O-Matic Review,
P.O. Box 27, Otsego, MI 49078

STRAT-O-MATIC REVIEW
P.O. Box 27
Otsego, MI 49078

3

BULK RATE
U.S. Postage
PAID
Permit No. 32
OTSEGO, MICH.

THIRD CLASS

If the number before your name reads 87/1, this is the last issue of your current subscription. To renew, check the number of months below and enclose proper amount (check, money order, U.S. funds, but please no coins). First-class mailing is available for an additional 22 cents per month. Also, when renewing, please list your subscription expiration date as it expedites the process.

_____ 3 months, \$3.00; _____ 6 months, \$4.50; _____ 1 year, \$7.25.

Note the cost for Alaska, Hawaii, Canada and Puerto Rico is as follows:
_____ 3 months, \$3.85; _____ 6 months, \$5.90; _____ 1 year, \$9.85.
The above prices for the two states, Canada and Puerto Rico include first-class mailing. Also, note that the expiration date is listed first and then the month second on the label.

Part III is planned for January in New York area

(continued from page 7)

first draft choice. McGee, Lance Parrish, Redus, Willie Randolph and Durham were Tomassino's first five picks. Dennis Eckersley was the first pitcher taken, in the eighth round. Peace, meanwhile, choosing eighth in Division 1, went with, in order, Rickey Henderson, Darryl Strawberry, relief pitcher Steve Ontiveros, Mark Bailey and, surprisingly, Luis Aguayo.

Tomassino finished with a 24-11 record and Peace, who was 11-1 in the opening round, was 24-7 for the best overall record in the tourney. The winner of Pro-Strat I, Tony Abillo, was 6-6, and runner-up Steve Meyerson went 14-7. Abillo was ousted in the first round.

Two more Pro-Strat tournaments are planned for early this year in Glendale, NY; Jan. 16-18 and April 3-5. For more information on both, contact: Pro-Strat, 172 Atlantic Ave., Massapequa Park, NY 11762.

The Review staff

Editors: Warren Newell (Otsego, MI); Del Newell (Kalamazoo, MI).
Production: Karen Newell (Otsego, MI).
Printing: Oliver & Tobias (Kalamazoo, MI).