

STRAT-O-MATIC REVIEW

Devoted exclusively to
the Strat-O-Matic Game
fan, with the consent
of the Strat-O-Matic
Game Company

VOL. VI-8, November, 1976 50¢

Don't Forget Old-Timer Football Choices!

Old-Timer pro football team choices are beginning to flow into the Review but it's not too late to have your voice heard, too.

The Strat-O-Matic Game Co., as mentioned last month, has revealed that it plans to create either a six or eight-team Old-Timer pro football set--and wants YOUR help in selecting the teams.

Just jot down the names of the teams, from 1941 to 1966, build a case (not too large) for them if you wish, and send your picks to: Strat-O-Matic Review, P.O. Box 27, Otsego, MI 49078. And hurry, S-O-M wants to begin research as soon as possible.

Early returns show these teams to be much sought-after: 1962 Green Bay Packers (13-1-0, 415 points, 148 against), 1958 Baltimore Colts (winner of sudden-death game against N.Y. Giants, generally regarded as greatest football game ever played), 1950 Cleveland Browns, 1963 Cleveland Browns (Jimmy Brown rushed for 1,863 yards and 6.4 average), 1942 Chicago Bears (allowed only 84 points), 1961 Houston Oilers (scored 513 points, 66 touchdowns) and 1948 Chicago Cardinals.

That those aren't all, however. Many of the replies bemoaned the fact only six (or eight) teams would be included. One reply listed 28 teams that were "musts." Some geographical preference was also shown as one reply had three Detroit Lion teams.

Which of the Vince Lombardi Packer teams, late, great Chicago Bear teams and the Jimmy Brown-led Cleveland teams will S-O-M enthusiasts choose? It will be interesting to see. But don't be left out. Let your voice be heard. Turn to the back page and fill in your choices on the enclosed form and send it back today.

Ohio State Trips Michigan

Ohio State's commandment in Strat-O-Matic College Football should be: thou shalt not pass. Or Michigan's should be: thou might not as well even try--when on offense.

Michigan found to its sorrow the airplanes weren't meant for it to travel on in a recent game matching Review Co-Editor Del Newell (Ohio State) and his 13-year-old son Todd (Michigan). Forsaking the traditional U-M running game early, Todd went to the air 23 times against the Buckeyes--and with disastrous results.

Ohio State picked off five of the passes and it helped the Bucks to a 23-16 victory in the season's opener. It wasn't so much Ohio State's defense as it was Michigan's inept aerial game that led to all the pickoffs.

Del, meanwhile, kept the Buckeyes on the ground most of the game and, although it had difficulty moving against U-M's defense, ball-control tactics helped control the temp of the contest. Ohio State had a 16-13 halftime lead (one of U-M's TDs came on a kickoff return) and then put the game away, as it turned out, by scoring a TD in the third quarter while holding U-M to a final period field goal.

Cold statistics revealed that OSU rushed 51 times for 144 yards and passed 15, completing a nifty 11 for 238 yards. It should be mentioned that Ohio's ground game loosened up U-M for the pass. The final OSU score, for instance, was on a 58-yard pass play against a run-gearred Michigan defense.

Michigan, meanwhile, ground out 184 yards in 38 carries and was eight of 23 through the air. Ohio State thus ran off 66 scrimmage plays for 382 yards and U-M 61 for 314. First downs found OSU with a 16-15 advantage.

Each team lost one fumble.

Michigan, once Todd realized that it wouldn't be able to quick-strike OSU into submission, did move the ball well on the ground. If the number reading indicated a check of U-M's offensive card--bang! OSU's defense was hit for four, five and six yards a crack; even when the play was called right.

So, after one game of testing S-O-M College Football, it's obvious that the teams must be used with some semblance to that of real-life. Psst! Don't pass with Michigan; run the football down an opponent's throat.

A rematch between the same teams (and coaches) is slated for the near future.

Scoring summary:

Michigan 7 6 0 3 -- 16
Ohio State 10 6 7 0 -- 23

Ohio State: 12, run (kick good), 7-0.

Michigan: 84, kickoff return (kick good), 7-7.

Ohio State: 26, field goal, 10-7.

Michigan: 9, pass (run failed), 13-10.

Ohio State: 1, run (kick failed), 16-13.

Ohio State: 58, pass (kick good), 23-13.

Michigan: 30, field goal, 16-23.

SOLITAIRE VERSION PLANNED

A solitaire method for playing Strat-O-Matic College Football should soon be available. In fact, the Review hopes to have it available to include in its December issue.

Right now, as all gamers are aware, the college gridiron game is strictly a face-to-face proposition. S-O-M didn't include a solitaire method of playing the game. Realizing that many can only play solitaire, Harold Richman set about creating such a version as soon as the game first hit the mails.

In essence, this is what will happen in solitaire. The offense will be played by the "coach" while the defensive cards will be drawn from the face deck. Numbers will fall into three categories--run, pass, or balanced--depending on the down situation and what yard line the ball is on.

The method has been tested by S-O-M and passed inspection. One of S-O-M's employees, Steve Barkan, can play a game "in 40 minutes using the solitaire method." Watch for the chart next month!

Favored Pittsburgh Falls Short **Los Angeles Wins Replay Of 1975 Season**

3

Around the National Football League in 25 days!

That's the Strat-O-Matic adventure cruise Matt Lorenz of Hamden, CT, went on the middle of this summer after receiving the newest football cards. So interested in the results--and watching his beloved Pittsburgh Steelers sweep to a Super Bowl triumph--was Lorenz, that he finished the full season, playoffs and Super Bowl in just 25 days.

Whether he played night and day isn't known, but it's safe to assume his dice-rollin' went on into the evening hours.

"1975 was a great year for outstanding individual players," mentions Lorenz after becoming the first to complete a full season replay using the 1976 cards. Although team yardage totals were down slightly from real life in my league, most stars equaled or surpassed their actual performances."

Oh, before getting into the division rundowns and playoff results, it should be mentioned that Lorenz' race to the Super Bowl game ended in his beloved Steelers finishing second. The Los Angeles Rams, winners of their last 16 games, came up the Super Bowl kings.

AFC EAST

...Baltimore dropped first three games, then won six in row to take charge. Colts were second on defense in AFC. Biggest wins were 49-10 and 52-10 crunchings of Buffalo and the Jets, respectively. Lydell Mitchell rushed for 1,293 yards in 300 carries (plus caught 62 passes for 658 more), while Bert Jones completed 55.8 per cent of his passes and Don McCauley, despite only 55 carries, had astonishing 14 TDs...Buffalo's pass defense served up 30 touchdowns and 235.8 yards per game in war of attrition-type games. Bills had O.J. Simpson, of course, and he rushed for NFL-high 1,985 yards in 329 carries--6.0--while Joe Ferguson completed 54.6 per cent of his passes and connected for 22 touchdowns. O.J.'s best game was 307 yards against Cincinnati...New York Jets' passing game was disappointment, ranking 25th in NFL. Joe Namath threw 17 TD passes, although completing only 46.6 per cent of throws. John Riggins had 1,161 yards via ground. Jets did soar over Miami twice, although losing close games with St. Louis [34-31] and Dallas [24-23]...Miami was biggest mystery--as well as disappointment--out-gaining foes by 12.3 yards a game, yet being outscored overall by 65 points. Air game was problem as Dolphins ranked 24th. Rushing was good, with 159.2 yards a contest. Mercury Morris led attack with 5.2 average for 180 carries.. New England had non-existent ground game (1,329 yards; O.J. and Franco Harris did better individually). Steve Grogan, who will be heard from again later, did pass for 327 and 311 yards in games against Bills. Horrendous 63 sacks was another debit, while to the credit of New England was the defensive job turned in on O.J. [24 carries, 36 yards] in a 35-30 Patriot win.

AFC CENTRAL

Pittsburgh lost its first two games--San Diego, 16-10, and Buffalo, 29-26, in overtime--then reeled off 11 successive wins. Highlight was 53-0 romp over Kansas City as "Steel Curtain" crashed down and limited Chiefs to 60 yards offense, intercepted five passes and had eight sacks. Steelers led in defense with 195.8 yards per game, gave up but 191 points, had 48 sacks and 26 pass thefts. Harris rushed for 1,439 yards, Bradshaw rifled 20 TD strikes and Roy Gerela kicked 25 of 32 field goals successfully...Houston didn't lose until sixth game--against Detroit--en route to 10-4 mark that put it in playoffs as wild card team. Oilers twice defeated Cincinnati, 24-16 and 49-14. Ron Coleman rushed for 937 yards, Ken Burrough had 54 receptions for 1,143 and Billy Johnson made Houston always a threat by running back nine kicks for scores...Cincinnati's downfall was an inability to beat either Pittsburgh or Houston. Bengals were 9-1 against all others. Ken Anderson completed 58.7 per cent of his passes as four players caught 40 or more. But ground game was meager, averaging just 81.4 yards...Cleveland had Greg Pruitt (1,209 yards rushing) and that was all. Secondary was Browns'

(continued on following page)

weak link, allowing 22 TD passes, 186.3 yards per game.

AFC WEST

Oakland was up-and-down team despite 12-2 record. Ken Stabler completed 52 per cent of passes but had record 29 thefts and only seven TDs. Raider defense led league with 32 interceptions, however, while offensive line gave up just 21 sacks and Cliff Branch (53 catches; 1,000 yards) and Fred Biletnikoff (43) were big-play receiving duo...Denver slumped offensively from past replays, averaging 227.4 yards per-game. Defense was vastly improved, on other hand, blanking Oakland, 12-0, in memorable game...Kansas City suffered most of season. Len Dawson's 63.3 per cent completion rate out of 122 passes was only bright spot. Defense gave up 313 yards each outing...San Diego won opener (Pittsburgh, 16-10) and Finale (Cincy, 27-21), but only one other game. Schedule was murder--Facing six playoff teams. Rickey Young gained 826 yards rushing and Pat Curran hauled in 55 passes.

NFC EAST

St. Louis matched real-life 11-3 mark with offense that rolled up 342.8 yards a game and had 45 TDs. Jim Otis led NFC rushers with 1,223 yards, Terry Metcalf averaged 6.0 and caught 43 passes and Mel Gray had 13 TDs and 1,077 yards worth of aerial connections. Offense produced 422 points; defense gave up 302, 293 yards per game...Dallas performed even better than real-life; allowing league-leading 97.9 yards on pass defense; churning to 323.3 on offense. Bob Newhouse ripped off 1,056 yards in 195 carries, Drew Pearson nabbed 49 passes and Roger Staubach was 56.3 per cent with 16 scores through the airplanes. Doomsday Defense led league with 55 sacks...Aerial attack was Eagles' forte, naturally, as Roman Gabriel and Mike Boryla threw 443 passes and Harold Carmichael caught 59, Charlie Young 46 and Charlie Smith 35...Washington had as much of an off-year as Dallas did an on, pass defense winding up 25th in league after being bombed for 203 yards a game. Mike Thomas gained 759 yards but ground attack was weak. Billy Kilmer did fire 19 TD strikes and Charlie Taylor caught 57 passes...New York Giants were patsy of St. Louis, being whacked for 97 points in two games. Craig Morton did complete 55.1 per cent of his passes and for 21 TDs. Walker Gillette caught 52 passes, Bob Tucker 32, but Ron Johnson led rushers with puny 412 yards.

NFC CENTRAL

Minnesota (ho hum) breezed to 12-2 record playing easy schedule. Vikes didn't face one playoff-bound team en route to piling up point ratio of 389-150. Fran Tarkenton was league's best passer, Fred Cox was true on 19 of 21 field goal tries and Chuck Foreman gained 1,143 yards, scored 25 TDs and caught an amazing, record-shattering 86 passes...Detroit was dead last on offense and 16th on defense. Ground game had some pep, thanks to Altie Taylor and Dexter Bussey, but Lions were blanked three times. Biggest win was 24-10 shocker of Oilers...Chicago won surprising five games, counting coups over Baltimore, Minnesota and St. Louis. Bob Avellini, another QB of the future, completed 58.6 per cent of his passes and Walter Payton rushed for 696 yards...Green Bay had poorest ground game in league, averaging only 70.9 yards. Offense scored league-low 164 points. Ken Payne, on bright side, caught 55 passes. Best Pack game was 17-0 shutout of Dallas.

NFC WEST

Los Angeles lost to Dallas in opener, then won 16 in row. Rams led conference in points allowed (161) and run defense (91.1 yards). Rams were solid in most categories: James Harris completed 54.7 per cent of passes for 16 scores; Lawrence McCutcheon picked up 1,091 yards and Tom Dempsey was 24 of 33 in field goals...New Orleans played over heads, winning six games, including lowest scoring game of season--7-0 over Atlanta. Offense was mildly explosive (Archie Manning once passed for 326 yards), but pass defense was woefully weak...San Francisco's offense was sub-par (22nd in league) and fumbled the football away 26 times. Norm Snead occasionally got short passing game going (Gene Washington and Larry Schreiber both had over 40 receptions)...Atlanta's offense was also inept, scoring only 193 points. Steve Bartkowski

(continued on next page)

was on-target only 43.8 per cent of time. Dave Hampton did spark healthy ground game with 924 yards and Al Jenkins averaged 26.4 yards for each of his 31 receptions.

STANDINGS

AFC					
East	Won-Lost	PF - PA	Central	Won-Lost	PF - PA
Baltimore	10-4	365-239	Pittsburgh	11-3	374-191
Buffalo	7-7	393-409	Houston	10-4	296-161
N.Y. Jets	5-9	305-421	Cincinnati	9-5	339-291
Miami	5-9	228-293	Cleveland	3-11	226-354
New England	4-10	241-357			
NFC					
West	Won-Lost	PF - PA	East	Won-Lost	PF - PA
Oakland	12-2	290-189	St. Louis	11-3	422-302
Denver	7-7	230-232	Dallas	10-4	342-231
Kansas City	3-11	220-329	Philadelphia	7-7	236-254
San Diego	3-11	197-300	Washington	6-8	277-314
Central (NFC)	Won-Lost	PF - PA	N.Y. Giants	3-11	283-355
Minnesota	12-2	389-150	West		
Detroit	7-6-1	243-284	Los Angeles	13-1	361-161
Chicago	5-9	265-302	New Orleans	6-8	243-302
Green Bay	4-10	164-281	San Francisco	5-9	189-307
			Atlanta	3-10-1	193-302

Playoffs:

Pittsburgh 21, Baltimore 7 - Pittsburgh 28, Houston 24
Houston 17, Oakland 13 -

Los Angeles 33, St. Louis 27 (overtime) - Los Angeles 29, Dallas 14
Dallas 14, Minnesota 7 -

Super Bowl: Los Angeles 14, Pittsburgh 10.

Rushing	Att-Yds.	Avg.	Passing	Att-Com	Pct.	Int-TD
Simpson	329-1985	6.0	Tarkenton	440-277	63.0	12-25
Harris	277-1439	5.2	Anderson	424-249	58.7	19-22
Mitchell	300-1293	4.3	Bradshaw	282-161	57.1	8-20
Otis	257-1223	4.8	Grogan	232-131	56.5	18-12
Pruitt	228-1209	5.3	Jones	360-201	55.8	7-17

Directory Additions

- * David J. Abraham, 725 St. Clair St., Latrobe, PA 15650.
- * Harold Coleman, 900-C Village Circle, Newark, DE 19713; age 25; played baseball for 12 years, also plays football and basketball; currently manager of Blue Hens in ESSOM spring league; phone 302-453-9846.
- * Ray Vanderhoff Jr., 17 Lakeside Ave., Bloomingdale, NJ 07403; age 14; plays all three games.
- * James Nunn, 40 Sunrise Ave., Bloomingdale, NJ 07403; age 14; plays all three games.
- * Robert G. Boyd, 225 Owosso, Eugene, OR 97404.
- * Anthony Campbell, 46 Woodland St., Naugatuck, CT 06770; age 23; married, wife Judy and two children; firefighter for city of Naugatuck; eight-year S-O-M veteran; played football since 1968--it's his favorite, baseball five years and basketball since its inception.

Football Playing Tip

Here's a football playing tip that many leagues are using to cut down on those aggravating fumbles when the play is called "wrong" by the defense. Instead of having a fumble situation when the defense calls a play "wrong" and the dice refer you to the offensive card, just take the gain or loss and forget the fumble.

This doesn't alter statistical accuracy much, but sure does make a gamer feel better to know the defense isn't being "rewarded" for calling a play wrong

Crown S-O-M Convention Champions

What do Ed Smith, Austin Weeces, Steve Dempsey, Marc Boetto and Steve Rigdon all have in common?


The answer: all were crowned tournament champions at the summer National Strat-O-Matic Convention at Champaign-Urbana, IL. Smith won the basketball tourney, Weeces elementary baseball (1905-57), Dempsey elementary baseball (1960-75), Boetto advanced baseball and Rigdon the football.

Basketball had the fewest participants as only eight people had their dice poised when it was time for the first jump-ball. Last year's champ, Mike Ericksen, won his first round game by a point and then fell.

Smith, from Pennsylvania, eventually met Brad Furst in the finals. Smith started with the '73-74 Cleveland Cavaliers and Brad had the '73-74 Chicago Bulls. At halftime the Cavs were out front, 64-61 as Jim Chones poured in 18 points.

The halftime switch of teams worked to Ed's advantage as the Bulls tightened up defensively, outscoring the Cavs, 60-50, thus giving him the championship by an overall score of 124-111. For Furst, it marked the second year in a row he had come in second.

Eighteen participants battled for honors in the 1905-57 portion of the elementary baseball. Again it was a case of a new champ being crowned as last year's winner--Dale Barnes--went to the



ED SMITH
KING OF THE COURT



AUSTIN WEECES (LEFT), STEVE DEMPSEY
DUO WINS ELEMENTARY BASEBALL TITLES

The Cubbies won the first game, 3-1, as Ken Holtzman hurled for the Cubs. It was Baltimore's turn in the second, however, by a 10-5 margin, so Dempsey again ruled, winning overall by a 17-9 run margin.

Special highlights of the elementary baseball action included: Craig Johnson's '53 Dodgers scoring 17 runs, banging out 19 hits and burying a team managed by Gerald Ittenbach...Ken Keltner going 5-for-5 with three homers and seven RBI for Steve Pavak's '48 Indians vs. Tom Brown's '46 Cards...and Bruce Barker's Mike Cuellar, '70 Baltimore Orioles, one-hitting Stan Awtrey's '70 Reds in a shutout triumph.


sidelines in the third round. The finals saw Austin Weeces of Jefferson City, MO, with the '27 Yanks, square off against Craig Johnson of California and the '53 Dodgers.

Weeces' Yanks won the first game, 12-6. Then, after the switch in teams, the Yanks won again--only this time by a 9-5 count, giving the championship to Weeces by the two-game run margin of 17-15.

Dempsey returned to defend the baseball championship he had won the year previously in the 1960-1975 portion of the tourney. Trying to wrest away his title were 32 gamers.

Dempsey had a number of close calls in the early rounds, but he and his '69 Chicago Cubs were still around when the finals roll-call was taken. His foe at the end was Randall Witt of Tennessee and his '64 Orioles.

(continued on following page)



MARC BOETTO: BASEBALL CHAMP

7
The largest throng vying for a tournament championship again was in advanced baseball, a contest in which 76 entered. And a new champ was going to be crowned, too. Rick Zolzer, last year's winner, was unable to make the scene this year.

Rick Shapiro, the convention's organizer, was ousted in the second round--by Zach Filis, from Illinois, who had been taught the advanced version of S-O-M Baseball just a day earlier.

Liz Walters, the only female contestant in the tournament, survived early-round skirmishing but failed to make it to the semi-finals.

The finals matched Filis, who obviously learned the game quickly, and Marc Boetto of Illinois. Boetto had the '75 Reds; Filis the '71 Pirates.



STEVE RIGDON: FOOTBALL VICTOR

George Foster's early-inning grand-slam home run appeared to have Boetto's Reds off to a smashing start in the first game. But Filis' Bucs battled back and eventually claimed a 7-6 victory. Boetto bounced back behind the Bucs in the second game, however, winning 4-2 and making off with a slim 10-9 overall victory.

Reggie Jackson for Craig Johnson's '73 A's and Joe Morgan of Jeff Hyde's '74 Reds each slammed three homers in a game, while Andy Messersmith of the '71 Angels tossed a no-hitter against the '72 Dodgers for Mike Bayer.

Another new champion was in the making in advanced football, since Tom Nelson of New York also was unable to attend and defend the title he won a year ago. Liz Walters was sidelined early in this one, while Alfred Wong, runnerup last summer, reached the semifinals before bowing.

When the field of 24 had been trimmed to the final two, it was Steve Rigdon (MO) sending his '75 San Diego Chargers against Seth Sherman (NY), a close friend of Nelson's, and the '69 Kansas City Chiefs. The Chiefs built only a 14-7 lead by halftime and Sherman was in trouble--the teams being switched at that point. Kansas City erupted under Rigdon's tutelage for 24 points and an eventual 31-21 triumph. Lenny Dawson was remarkable with his passing, regardless who he was throwing for, completing 25 of 33 tosses for 309 yards and three touchdowns. Robert Holmes rushed for 84 yards and Otis Taylor and Fred Arbanas had seven and eight catches, respectively, the trio all with Kansas City.

Looking For Back Issues Of Review?

The following back issues of the Strat-O-Matic Review are still available Send to the Strat-O-Matic Review, P.O. Box 27, Otsego, MI 49078.

1976 - Oct., Sept., August, July, June, May, 50¢ each. March [limited], Feb. [limited], Jan., 45¢ each.
1975 - Nov., Oct., Sept., Aug., July, June, May [limited], April, March, Feb., Jan., 45¢ each.
1974 - Jan. [extremely limited], 40¢.
1973 - Dec., Aug., 40¢ each.
1972 - August, 40¢.

Young At Heart Over S-O-M

Gerald Ittenbach Is 53-Year-Old Gamer

8

Gerald Ittenbach is solid proof all you need to be is young at heart to enjoy Strat-O-Matic Baseball. Ittenbach, who runs a general store in Linden, NC, is a youthful 53. He's also a member of the Fly-By-Night Baseball Association, a 16-member, play-by-mail baseball league.

Ittenbach finished third in the National League with his Carolina Pines in the most recent replay and was chosen co-manager of the year. He was a master when it came to strategy, juggling his pitching staff so much that two pitchers hurled 200 innings-plus and five others got in between 100 and 200 innings. Everyone played for Ittenbach. He also sent six-page instruction sheets to dazzle home team managers.

Craig Haines, a student at Harper Jr. College in Hoffman Estates, IL, was co-manager of the year and also won the "good loser" award. His Chicago Blue Chippers turned red when the chips were down, however, losing 118 out of 152 games.

West Jeff, managed by Jeff Merklin of West Jefferson, OH, was the eventual winner of the league, based on the 1974 season, after the playoff and World Series smoke had cleared. West Jeff finished second in the National League regular-season but combined Ferguson Jenkins' pitching with the hitting of Carl Yastrzemski and Willie Davis to capture the title.

Jenkins, during the regular season, was 24-15, hurled 336 innings and produced a 2.52 earned run average. Yaz batted .313 and Davis .305, although Pete Rose struggled in with a .244 mark.

Five managers dropped out of the league during the last replay but Commissioner Dave Smith, a student at University of Minnesota, Hutchinson, MN, reports all is well again and Fly-By-Night continues to fly along.

Here's the way it was in the league's first full-season replay:

LANCASTER CRUSADERS (Mark Sprenger, Lancaster, CA) - Nolan Ryan did it all for Lancaster, winning 27 games, completing 30, tossing 348 innings, striking out 361, recording 11 shutouts and having a 1.84 ERA... Ryan also had league's lone no-hitter... Mike Hargrove had .323 average... Jeff Burroughs slammed 47 doubles, 18 homers and had 88 RBI... Joe Rudi batted .297, with 24 HRs.

MONTANA WARRIORS (Darren Walsh, Libby, MT) - Great pitching staff (Jim Hunter, 24-11, 2.26; Bert Blyleven, 18-18, 2.49; Jim Perry and Bob Forsch... Staff ERA was 2.55... George Scott and Lee Stanton each had 14 game-winning hits.

CALCUTTA MAGIC CARPETS (James Jurgensen, Milford, NJ) - Featured Gaylord Perry (23-13, 2.75) and Fireman of Year Tom Murphy (15-7, 18 saves, 2.62)... Rod Carew was A.L.'s top hitter, .349, and also stole 73 bases... Bill North had league-leading 90 thefts... Lacked power and fielding was sub-par on left side.

KALAMAZOO KLONKERS (Jeff Green, Kalamazoo, MI) - In mid-season trade, sent Jenkins away for Buzz Capra (16-11, 2.34)... Ken Henderson



MEMBERS OF FLY-BY-NIGHT LEAGUE POSE FOR PICTURE AT 1975 S-O-M CONVENTION AT CHAMPAIGN-URBANA. TOP ROW (FROM LEFT): RANDY POPP, STEVE WALTERS, BECKY WALTERS, SCOTT BAKER, DEAN AMRHEIM. FRONT ROW: SCOTT ELLIS, DAVID SMITH, GERALD ITTENBACH. POPP IS BACKUP MANAGER; BECKY WALTERS IS WIFE OF LEAGUE MEMBER STEVE WALTERS.

was team MVP with .301 average, 196 hits, 37 doubles and 27 HRs. He also scored 109 runs, drove in 95... Bill Freshan, in DH duty, hit 15 homers and batted .351 (239 at-bats).

(continued on next page)

IDAHO GEMS (Danny Biles, Nashville, TN, has taken over team and renamed it Tennessee Oaks) - Pitching was weak, except for Rollie Fingers...Surplus of long-ball muscle, however, as Dick Allen led all in home runs with 36 and had 98 RBI...Lenny Randle was second best hitter with .340 mark.

TRI-CITY DINGS (Scott Baker, Delmar, NY) - Baker is remembered for taking 21-hour bus ride to get to '75 S-O-M Convention...Season was long for him, too, as team dropped 93 games...Defense was good and Reggie Jackson slammed 32 homers, Gene Tenace 25...Five players, however, either whiffed 100 times or came close to it.

ILLINOIS ACES (Scott Ellis, Mt. Vernon, IL) - Young team building for future as evidenced by pitching staff of Frank Tanana (10-22, 3.21), Terry Forster, Rich Gossage and Jim Todd...Presence of Ron LeFlore should help...Bobby Grich disappointed at bat, hitting mere .214.

CHICAGO BLUE CHIPPERS (Craig Haines, Hoffman Estates, IL) - Steve Busby was "ace" of team that went 44-118, going 18-14, striking out 255, with eight shutouts and 2.86 ERA...Dave McNally and Paul Splittorff were 3-21 and 0-14, respectively...Fielding was weak but attack featured Jorge Orta, Bill Madlock and Richie Zisk--328, .309 and .327, respectively.

NATIONAL LEAGUE

GALACTIC GLADIATORS (Steve Walters, Potosi, MO) - Shrewd drafting enabled team to reach World Series, where it lost to West Jeff...Jon Matlack (23-11, 2.55), Jim Barr (19-13, 2.78), Jim Rooker (17-13) and Fireman of Year Mike Marshall (11-5, 21 saves, 1.92) comprised heart of outstanding mound staff...Rick Monday and Joe Morgan were dynamic MSM duo, Monday with 26 HRs and 100 RBI; Morgan 24 HRs, 113 stolen bases, 148 walks and scoring 123 times.

WEST JEFF (Jeff Merklin, West Jefferson, OH) - Jenkins was N.L.'s top hurler with 24-15 log and 2.52 ERA...Balance was key for West Jeff, rather than rampage by superstars.

CAROLINA PINES (Gerald Ittenbach) - Had top ERA man in N.L. in Dennis Blair (2.06), who led league with six shutouts...Ralph Garr was league's best hitter at .348 and also led in triples with 16...Everyone played with Ittenbach at controls...Power was weak point as Jay Johnstone led with 12.

TALLAHASSEE SEMINOLES (Thomas Warfel) - Won mini-playoff with Murray to take over sole possession of fourth place and make playoffs...Phil Niekro was 21-15 with 26 complete games, league-high 343 innings, five shutouts and 2.13 ERA...Lou Brock pilfered league-record 143 bases and scored 97 times, while Sal Bando hit 26 HRs and Bert Campaneris swiped 52 bases and tripled 15 times.

MURRAY RACERS (Tommy Brown Jr., Caneyville, KY) - Brown runs own dairy farm but couldn't "milk" likes of Tom Seaver (17-14, 2.49), Cesar Cedeno (.247, 23 HRs), Bobby Bonds (.234, 11) and Larry Bowa (25 errors) to better than 84-78 record...Cedeno did drive in 100 runs and Jerry Morales and Doug Rader chipped in with 21 and 20 home runs.

PONY EXPRESS (Robin Fuller, Pitman, NJ) - Dave Rader batted .334 (353 at-bats), Al Oliver .302 and Mike Schmidt swatted 24 home runs for the bright side...Gloom slowed the Express via Lynn McGlothen and Don Gullett, who had losing records and ERAs of 3.73 and 4.14.

PUNXSATANNEY PTERODACTYLS (Dean Amrhein) - Wound up 79-83 after 13-3 start...Lineup was about as easy to get through as team name was to pronounce. Power galore in Willie Stargell (24, 97 RBI, .290), Reggie Smith, 19, 98, .295), Jimmy Wynn (23, 88 runs scored), Tony Perez (19), Darrell Evans (16) and Johnny Bench (28), but who had .229 average...Don Sutton, Steve Rogers and Jim Lonborg all had losing records, however.

NEW YORK GNATS (Jeff Russell, Stony Brook, NY) - Jeff took over team at mid-season, and wound up last, 22 games back...Andy Messersmith had 17-18 record with 3.15 ERA and 243 strikeouts--but was tagged for 34 homers!...Al Hrabosky saved 12 games and had 1.63 ERA...Bob Bailey hit 17 homers and Willie Montanez led in batting with .282 average.

Average age of Fly-By-Night Association members is 18, not counting Ittenbach. Steve Walters was second to Ittenbach among the "Old-Timers," being 28.

Standings and playoffs are found on next page:

AMERICAN	Won-Lost	GB	NATIONAL	Won-Lost	GB
Lancaster	93-69	--	GALACTIC	96-66	--
Montana	89-73	4	West Jeff	95-67	1
Calcutta	88-74	5	Carolina	90-72	6
Kalamazoo	87-75	6	Tallahassee	84-78	12
Idaho	80-82	13	Murray	84-78	12
Tri-City	69-93	24	Pony Express	81-81	15
Illinois	60-102	33	Punxsatawny	79-83	17
Chicago	44-118	49	New York	74-88	22

PLAYOFFS**American**

Kalamazoo d. Lancaster, 3-2 (games)

Montana d. Calcutta, 3-0

Montana d. Kalamazoo, 3-1

National

West Jeff d. Carolina, 3-1

Galactic d. Tallahassee, 3-1

West Jeff d. Galactic, 3-0

World Series: West Jeff d. Montana, 4-1

S-O-M Baseball Trivia Corner

Robert Henry continues to churn out S-O-M Baseball questions faster than, we're sure, most of you can come up with answers. Detroit, MI's answer to a baseball encyclopedia has a well of information that never seems to run dry.

He's back again this month with the answers to the questions posed in the October Review, also with a new batch of questions that will be answered in the December issue. Remember, if you're seeking a quickie reply to an answer to an S-O-M Baseball question, you can send the question to Henry, along with an SASE (stamped, self-addressed envelope), and he'll promptly (after the necessary research) send back a reply. His address is: Robert Henry, 15919 Ferguson, Detroit, MI 48227.

Now for this month's set of answers:

QUESTION: Has any modern player received two complete (non-split) triples on his card? [submitted by Ron Mura]

ANSWER: 1962 Orlando Martinez is the only modern player to receive two complete triples, having them on 2-2 and 2-11.

QUESTION: Which modern players have been rated better in right field than in left field? [question and answer submitted by Ron Mura]

ANSWER: Only two modern players, 1966 Fred Valentine and 1971 Vada Pinson, have been rated better in right field than in left. Both were rated RF-3, LF-4.

QUESTION: What is the record and who holds it for most innings pitched by a hurler with extra base hits only--no singles--on his card?

ANSWER: 1966 Denny McLain holds it, pitching 264 innings with no singles on his card. McLain received 5.9 home runs, two triples and 4.6 doubles.

QUESTION: What were Manny Sanguillen's fielding ratings at catcher during his first four seasons, 1969-1972?

ANSWER: Manny Sanguillen started as a "4" catcher and improved one rating each season until he became a "1" in 1972. He was moved to right field in 1973 to succeed the late Roberto Clemente. Sanguillen's rate of improvement was a snail's pace compared to Bill Buckner, Mike Anderson and Steve Garvey, all of whom went from "4" to "1" in just one year.

[continued on following page]

QUESTION: Who holds the record for most hits on a modern batter's card?
 ANSWER: 1970 Rod Carew holds the record with 50 chances for hits on his card.

QUESTION: 1962 and 1965 Sandy Koufax holds the record for most strikeouts on a modern starting pitcher's card, but who is runnerup?
 ANSWER: 1970 Tom Hall is runnerup. Hall, a starter-reliever, had 47 strike-out chances on his card. Koufax had 48. 1965 Sam McDowell and 1973 Nolan Ryan each had 46.

QUESTION: What is the record for fewest stolen bases by a modern "AA" rated stealer?

ANSWER: 1970 Pat Kelly stole only 34 bases--yet was rated "AA."

QUESTION: In which modern card sets has there not been a player with 12 or more home run chances on his card?

ANSWER: In 1967, 1972 and 1974, no player received 12 or more home run chances on his card.

QUESTION: Who holds the record for most home runs on a modern regular short-stop's card?

ANSWER: Rico Petrocelli, 1969 Boston Red Sox, holds the record with 11 home run chances.

Next Month's S-O-M Quiz

QUESTION: Which modern pennant winners had no players rated higher than stealing "C"?
 QUESTION: Which modern pennant winners were so anemic powerwise that they had not a single player with Flyball A?
 QUESTION: Which pennant winners had no player rated higher than running 1-15?
 QUESTION: Which modern pennant winners had no "1" fielders?
 QUESTION: Which modern pennant winner was so weak powerwise that it had no player with more than three home run chances on his card?
 QUESTION: Which modern pennant winner had no regular starting pitcher with fewer than 10 hits on his card?
 QUESTION: Which modern pennant winner had no regular relief pitcher with fewer than 15 hit chances on his card?
 QUESTION: Authorities stress the importance of a sound defensive keystone combination. Yet, four modern pennant winners have had the regular shortstop and second baseman rated no higher than "3." Which teams?

The Review Staff

Editors: Warren Newell [Otsego, MI], Del Newell [Kalamazoo, MI].
 Production: Karen Newell [Otsego, MI], Mary Newell [Kalamazoo, MI].
 Printing: Oliver S Tobias [Kalamazoo, MI].

The Review is a monthly publication, mailed third class from Otsego, MI. If you desire first class mailing, enclose an extra 13¢ per issue when renewing or ordering. All correspondence should be sent to: Strat-O-Matic Review, P.O. Box 27, Otsego, MI 49078

Readers Roll 'Em

INTERCEPTION RETURN CHART?

I am a player of S-O-M Football and baseball and I think both games are excellent. There is one thing I'd like to see in the football game which wouldn't be too impractical.

We all know that the Onside Kickoff section of the specialist card is a waste of space. If you look, every Onside Kick-off chart is the same. My suggestion is to put this on the X-Chart, replacing the interception return chart that now exists.

In this blank spot on the specialist card there would be a team interception return chart. For example: in 1975, Minnesota returned its 28 interceptions an average of 14.4 yards, with the longest 81 yards. Baltimore had an average of 17 yards a return with four touchdowns. Since Baltimore intercepted 29, it could have a TD on a "6" or an "8."

Twelve NFL teams did not return an interception for a TD last year. This could be reflected on their cards. The chart would probably be similar to a kickoff or punt return chart. In the Sept. and Nov. '75 Reviews, Don Frankfort presented an individual interception return chart. It was a good idea, but impractical.

I think this is an idea Mr. (Harold) Richman should think about, and Review readers should comment on.

Brad Cummings
Kirkland, WA

HELPING OTHERS...

Why not help others?

It's a bad feeling to be turned down for a league (both PBM and face-to-face).

In order to keep everyone happy and to promote the Strat-O-Matic spirit, I would like to suggest the following:

If you are a commissioner who received 20 replies (or more) for an eight-team PBM league, don't just notify the others that they were not se-

lected. Go a step further and prepare a list with the names and addresses of the players remaining at-large. The completed list can be sent to each one of the players. Hence, an opportunity for the unchosen to form their own league.

Hiram Raldiris
15 Stephen Ave.
Middletown, NY

WANTS RANGE AND ERRORS 'BUILT IN

As a person fairly disgusted with Strat-O-Matic's method of dealing with part-time players, I was interested to see another miscalculation on the most recent baseball cards.

I have always wondered why S-O-M seems so concerned about we managers ruining a replay with unrealistic player use; after we buy the cards the concern on how to use them should be ours. I don't see the company fireproofing the cards to prevent us from using them to start fires, so why lessen a backup quarterback's card to make him appear less valuable than the starter. By doing this the company is making the game less accurate than we ever could.

This is not the reason for my latest concern, however. It seems that S-O-M's weakness in baseball is fielding. I am in agreement with managers who would like range and error ratings. Also a double play rating would be nice, but not as crucial as the previous two.

Examples in point are: Robin Yount, who finished fourth in the league with chances, fifth in double plays, but received a "3" rating because he led the league in errors. I am not arguing the rating--simply saying that within the system we cannot have accurate results. Also check Phil Garner who was second in chances, tied for third in double plays, but led with 26 errors. Once again, how can we allow for range and errors.

Apart from theory I have one other complaint this year. Probably the best card this year was Joe Morgan's. But there seems to be one thing that won't show: Joe led the league by only grounding into three double plays. Now I may be mistaken, but it seems he would get at least three double plays off the fielding chart, but throwing in four chances on his card (12 for purists) seems a little unfair. Or is S-O-M trying to help us from overplaying the MVP?

Though it may not seem like it, I
(continued on next page)

really enjoy and stand by Strat-O-Matic baseball and football. But I'm always watching for improvements. Thanks to the Review we can air our views and find some solutions for the problems.

Let's hope that Morgan's DP situation is statistically correct, or just a mistake, and not a major trend.

Gary Callahan
Long Beach, CA

CORRECTION ON CHANEY

I was wrong in my letter that appeared in the Sept. Review. It appears that the game company was right about Darrel Chaney batting left-handed on the 1975 season cards.

What happened was that I relied on a baseball record book from 1973. Chaney is one of those players who has switch-hit in the past but in 1974 and 1975 he batted exclusively left-handed.

Incidentally, I understand that Chaney this year is back to switch-hitting for the Atlanta Braves. I suppose when you have a life-time batting average of .207, like Chaney, you do all kinds of experimenting.

Repeating once again, the company's source was correct and I was mistaken.

Also, does the Review have any plans to print a pamphlet [like the Directory] that would contain the best of the playing tips that have been printed over the years in the Review? I think it would be an excellent idea.

Jim Overmeyer
11 Bird Lane
Poughkeepsie, NY

Editor's Note: Nothing is in the works currently as far as the best of the playing tips. Some of the best are reprinted every year--for the benefit mainly of new subscribers. But we think you have a good idea, too. Hopefully soon it can be done.

LIKED SEPTEMBER REVIEW

I really liked the quality and content of the September Review. The coloring of the pages was a good idea and I hope

to see it more often. Also, I'd suggest to all gamers that they use the injury chart on page 20.

Regarding Jim Overmeyer's letter, I think Tom Shopay, Adrian Garrett and Jim Holt should be given "4" ratings, but should be used at those positions once or twice a season. Garrett, however, could be used more often, because of the disastrous catching situation at California (Etchebarren, 31 games, 120 at-bats; Rodriguez, 90 games, 226 at-bats).

In regards to Guy Lee's letter, it would be a good idea to have individualized bunting, stealing and running ratings. HBP's are also a good idea, but nicknames and numbers are not necessary and also could confuse a lot of people

Roger Simmons
84 Luquer Road
Plandome Manor, NY

X-CHART MAKES BIG DIFFERENCE

I've been an avid S-O-M Baseball fan for approximately seven years and can attest to the realism of the game during a replay. Playing the game is fun, but knowing its makeup is equally as rewarding.

Take out your 1974 Randy Jones and Mike Cuellar, two southpaws with records as far apart as their ages. Cuellar boasts a 22-10 record, 3.11 ERA and gave up 253 hits in 269 innings. Jones, on the other hand, compiled a horrendous 8-22 mark, topped off by a poor 4.46 ERA and 217 hits allowed in 208 innings. Each lefty faced left-handed batters the same per cent (20% for Jones, 21% for Cuellar). Both cards, advanced side, are identical types, with Nos. 4-8, 9, 10 and 6-8, 9 as hits.

It seems Cuellar's card, perhaps, yields slightly less although Jones has more strikeouts, which are crucial when runners are in scoring position. However, according to their statistics, they should be miles apart.

The reason they have the same card is the X-Chart. The X-Chart comprises 30/108 of the pitcher's card, 0/108 of the batter's, or 30/216, almost 14% of the play. Cuellar is backed by 2B, SS, 3B and CF "1" and Jones by C, 1B, 2B, 3B, LF and RF "4." Very good fielding and very poor defense.

This all came into focus in a draft league where Jones went 9-3, 2.17 ERA for my team (Morgan at 2B; Bowa SS, etc.). S-O-M fails to provide a standard card for a 3.11 ERA and one for a 4.46 ERA, or for any ERA. [continued page 20]


32 Old-Timer Teams Go 162-Game Distance

Oldies But Goodies League Fulfills A Dream

Dale Barnes of Park Forest, IL, had a dream--a dream that someday, somehow, a 34-team Old-Timer Baseball replay could be conducted by mail.

His dream became a reality when the NGLGPBM [Nocturnal Glitcher League Goes Play-By-Mail] was organized. Fourteen months, 44 managers and over 2,800 games later a 162-game replay for 32 of the teams had been completed. A massive undertaking, indeed, and one that should prove to others that it "can be done."

Dale's interest in Old-Timer baseball teams came about through his participation in the Ty Cobb Memorial League. Initial inquiries to gamers who had expressed interest in the Old-Timers brought only small response, however, and it wasn't until a League Forming ad hit the public via the October, 1975 Review that the league got off the ground. Within seven days 34 managers were found. "Over the next six months, 14 managers (most leagues don't start with 14 managers) quit, disappeared or were dismissed," reports



DALE BARNES



MIKE BAYER



MIKE BERTIC



JOHNNIE BRANIGAN

Barnes. "Yet the league never stopped once. Replacement managers were found usually overnight."

ORGANIZATION IS THE KEY

The NGLGPBM proved to be a model of organization. Barnes was the overall coordinator, but much authority and responsibility was delegated to divisional sub-commissioners Mike Bayer, Mike Bertic and Tom Fees. In addition, David Palfenier arranged the team assignments and the league even had its own photographer, Matt Chapman.

Four divisions comprised the league's setup, with the top threeteams in each division meeting in the playoffs. Johnnie Branigan's '61 New York Yankees ousted the favored '27 Yanks in the second round of the playoffs, four games to two. But it was the '53 Dodgers that eventually became NGLGPBM kings, defeating the '61 Yanks in 5 games in the World Series by scores of 4-6, 4-3, 7-6, 10-4 and 4-2.

Will Bayer of Park Forest, a nine-year-old S-O-M wonder, was the youngest player in the league--perhaps the youngest ever in a PBM league. Dubbed "Little Napoleon," after John McGraw, Bayer--the brother of Mike Bayer--took over the 1922 New York Giants the last 60 games and just missed the playoffs after a 44-16 tear down the stretch.

A LOOK AT THE STANDINGS

Since so many gamers participated it's impossible to provide a team-by-team rundown of the league. But a close look at the final standings, playoffs and individual leaders should provide everyone with an inside look at what occurred over those 14 months.

DIVISION I

	Won-Lost	GB	Avg.	ERA
'27 Yankees [Kent Kennedy]	110-52	--	.310	3.25
'09 Pirates [Bob Bentz]	105-57	5	.277	2.91

[continued on next page]

	Won-Lost	GB	Avg.	ERA
'24 Senators [Dale Barnes]	87-75	23	.282	3.18
'05 Giants [Ralph Hebb]	79-83	31	.257	3.37
'11 A's [Perry Andrus]	75-87	35	.283	3.90
'09 Tigers [Dave Palfenier]	74-88	36	.278	3.75
'19 White Sox [Scott Cheshareck]	70-92	40	.267	4.06
'06 Cubs [Ed Pridgen]	66-96	44	.282	3.92

DIVISION II

'41 Dodgers [Gary Hagan]	105-57	--	.286	2.85	['31 A's and '41 Yankees did not complete season]
'48 Indians [Mike Bayer]	104-58	1	.290	2.67	
'40 Reds [Ira Levine]	95-67	10	.263	2.84	
'22 Giants [Will Bayer]	87-75	18	.328	3.25	
'35 Cubs [Jim Freeman]	80-82	25	.283	3.38	
'34 Cardinals [Mike Green]	78-84	27	.274	3.67	
'50 Phillies [Mark McGonigle]	78-84	27	.270	3.52	

DIVISION III

'57 Braves [Craig Ginsburg]	109-53	--	.287	3.28
'54 Indians [Mike Bertic]	106-56	3	.286	2.93
'53 Dodgers [Mike Savage]	98-64	11	.309	3.72
'46 Red Sox [Stan Awtrey]	94-68	15	.269	2.92
'50 Yankees [Paul Lechner]	79-83	30	.271	4.17
'46 Cardinals [John Kuzdale]	76-86	33	.262	3.33
'60 Pirates [Wes Barnes]	66-96	43	.268	3.69
'54 Giants [Bill Lake]	63-99	46	.254	4.33

DIVISION IV

'67 Cardinals [Steve Dempsey]	108-54	--	.281	2.73	
'65 Dodgers [Steve Parewski]	96-66	12	.257	3.00	
'61 Yankees [John Branigan] *	85-77	23	.256	3.78	* Won playoff for third place.
'62 Giants [Bill Grahlman]	85-77	23	.272	4.02	
'65 Twins [Gary Nusbaum]	82-80	26	.264	3.82	
'61 Tigers [Gary Sprague]	76-86	32	.268	4.47	
'67 Red Sox [Tom Fees]	65-97	43	.256	4.39	
'61 Reds [Ripp Dahlberg]	60-102	48	.265	4.32	
'62 Mets [John Feola]	37-125	71	.235	5.37	

Batting	Home Runs	RBI	Stolen Bases
'09 Cobb .408	'57 Aaron 64	'53 Campanella 165	'09 Cobb 208
'54 Avila .397	'27 Ruth 62	'27 Ruth 164	'65 Wills 153
'57 Aaron .393	'62 Mays 55	'57 Aaron 162	'06 Chance 117
'41 Reiser .388	'61 Colavito 52	'41 Camilli 160	'09 Bush 109
'67 Flood .364	'27 Gehrig 52	'61 Colavito 155	'06 Steinfeldt 107
'41 Medwick .357	'53 Campy 52	'27 Gehrig 154	
'09 Wagner .355	'61 Mantle 49		
'53 Furillo .351	'50 Mize 48	<u>Doubles</u>	<u>Triples</u>
'53 Snider .350	'41 Camilli 47	'22 Bancroft 63	'57 Bruton 32
'35 Hartnett .350	'53 Snider 45	'27 Meusel 62	'24 McNeely 27
	'67 Yaz 45	'41 Reiser 58	'22 Meusel 25
ERA	Wins	Strikeouts	Losses
'41 Wyatt 1.52	'48 Lemon 40	'65 Koufax 416	'62 Jackson 30
'09 Donovan 1.94	'54 Garcia 36	'67 Lonborg 301	'62 Craig 28
'48 Lemon 1.96	'41 Wyatt 33	'05 Mathewson 289	'61 Lary 26
'48 Zoldack 1.97	'05 Mathewson 27	'53 Erskine 263	'46 Brecheen 26
'40 Walters 1.98	'46 Hughson 27	'34 Diz Dean 231	'54 Maglie 25
'40 Turner 1.99	'27 Hoyt 26		
'65 Koufax 2.01	'57 Burdette 26	<u>Shutouts</u>	<u>Saves</u>
'22 Ryan 2.13	'57 Spahn 25	'05 Mathewson 12	'24 Russell 26
'24 Ogden 2.17	'53 Erskine 25	'41 Wyatt 11	'48 Klieman 23
'09 Camnitz 2.18	'24 Johnson 25	'24 Johnson 10	'22 Causey 22
	'62 Sanford 25		

Cy Young Awards

Division I - '05 Mathewson

Division II - '41 Wyatt

Division III - '54 Garcia

Division IV - '65 Koufax

(continued)

NO-HITTERS

- (1) '65 Koufax vs. '31 A's;
- (2) '06 Reulbach vs. '34 Cards
- (3) '61 Terry vs. '60 Pirates
- (4) '57 Trowbridge vs. '62 Mets
- (5) '24 Zahniser vs. '54 Giants

Most Valuable Players
 Division I - '09 Cobb
 Division II - '48 Lemon

Division III - '57 Aaron
 Division IV - '61 Colavito

PLAYOFFS

1st Round: '61 Yankees d. '54 Indians, 4-0 [in games].
 '48 Indians d. '40 Reds, 4-2
 '09 Pirates d. '24 Senators, 4-2
 '53 Dodgers d. '65 Dodgers, 4-3
 2nd Round: '61 Yankees d. '27 Yankees, 4-3
 '67 Cardinals d. '48 Indians, 4-2
 '41 Dodgers d. '09 Pirates, 4-2
 '53 Dodgers d. '57 Braves, 4-1
 Semifinals: '61 Yankees d. '67 Cardinals, 4-0
 '53 Dodgers d. '41 Dodgers, 4-2
 World Series: '53 Dodgers d. '61 Yankees, 4-1

Advertisements

Rates per issue will be as follows: first 30 words--50¢; 31-50 words--70¢; 51-70 words--\$1.00; 71-100 words--\$1.50; 101-120 words--\$1.80; 121-150 words--\$2.00; 151-175 words--\$2.50; 176-200 words--\$3.00. When you send in ads, specify either WANTED, FOR SALE, or LEAGUE FORMING. And name card sets by the year upon which they were based. Note also that only advertisements regarding Strat-O-Matic products, related merchandise and leagues will be accepted. Merchandise competing with S-O-M products, such as scoresheets, etc., may not be offered for sale. Ads, to be included in the next issue of the Review, must be in by the third of the month. Money for ads will not be refunded, but will be credited to your subscription if you do not wish the ad to appear. Be sure and give all sections of the country ample time to respond to ads--mail is notoriously slow in some areas.

Wanted

WANTED: I am looking for nine teams from the 1969 baseball season. Specifically, I am looking for the Baltimore Orioles, New York Yankees, Cleveland Indians, Atlanta Braves, San Francisco Giants, Chicago Cubs, New York Mets, San Diego Padres and the Montreal Expos. I am also looking for the 1970 Atlanta Braves and the 1973 Atlanta Braves. I am willing to pay a reasonable price for the teams. If anyone is interested in selling the above teams, or knows where I can buy them, write to: James Lizon, 131 Stratford Road, New Britain, CT 06053

WANTED: Information from anyone playing 40-game seasons. Willing to share records, leaders, etc. Please send to: Rich Rosmando, 332 Kossuth St., Riverside, NJ 08075

WANTED: Complete seasons up to and including the 1973 baseball teams. Am especially interested in the very first years, '61-66.

Am willing to pay well to obtain these years. If you possess these seasons, but do not wish to sell them, please contact me anyway. It is of the utmost importance and urgency! If requested, I will return postage stamp used and will pay postage used in sending out any year mentioned. Please reply either way, I am desperate! Tom Marzagalli, 168 North Oak St., North Massapequa, NY 11758 [516-541-2977].

WANTED: One dependable manager to assume a position in the MWBA Baseball League. The chance of a lifetime to join the number one PBM league in Strat-O-Matic; in existence for five consecutive years. Send resume to: Dennis VanHaitma, 623 Lugers Road, Holland, MI 49423

WANTED: Baseball - 1968 St. Louis, Giants, Cubs, Reds, Philadelphia, Detroit, Washington, Boston, Baltimore, Cleveland; 1969 Mets, Baltimore; 1970 Braves, Pittsburgh, Washington, Minnesota; 1971 Washington; 1966 Philadelphia, Baltimore, St. Louis, Minnesota; 1967 Philadelphia, Washington; 1965 Cleveland, St. Louis; 1964 St. Louis, Philadelphia; 1971 Washington. Write: Mitch Kaufman, 405 Sandy Lane, Warwick, RI 02889

WANTED: Any baseball teams from any years (would prefer full sets). Teams should be in good condition. Send offers to: Kevin Lammer, 2350 Wilbriht Lane, Dubuque, IA 52001

WANTED: I wish to purchase the following baseball teams and individual players: 1962 Koufax, Mantle and Kubek; 1964 Orioles, Chris Short; 1966 White Sox, Orioles, Dodgers, Braves, Giants, Dick Allen. Please contact: Nick Albanese, 2723 So. 17th St., Philadelphia, PA 19145

WANTED: Following football teams: 1967 Packers; 1968 Kansas City, Packers, Chicago, Cleveland; 1969 Redskins; 1973 Bills. Write your price to me: Terry Neiss, 5801 Linglestown Rd., Harrisburg, PA 17112

WANTED: 1970 baseball sets. Must be in very good condition. Will buy from lowest bidder. Send to: Greg Bernstein, 4507 Toucan St., Torrance, CA 90503

WANTED: 1969 and 1970 Orioles; 1972 Pirates. Send bids and condition of teams to: Warner Adachi, 20525 Toluca Ave., Torrance, CA 90503

WANTED: 1970 Cincinnati Reds. Must be in fair to excellent condition. Will pay very good price. Write to: Matt Hagen, 944 Winsray Ct., Cincinnati, OH 45224

WANTED: Good to excellent condition -- 1964, 1972, 1974 Phillies, 1968 thru 1975 A's. Extras if possible. Send bids and SASE to: Jeff Schuler, Box 34, Old Zionsville, PA 16068.

FOR SALE: Excellent condition -- 1960 Series B Old-Timers (minus Reds and Mets), '46 Cards, '35 Cubs, '41 Dodgers, '22 Giants. 60¢ per team. Approximately 250 nameless, as is, \$1.50, or best offer.

For Sale

FOR SALE: Football teams -- 1967 Colts (Fair-good), Giants, Vikings, Bears, Cowboys, Rams, Falcons; 1968 Rams, Giants, Jets, Vikings, Browns, Cowboys, Raiders (all good to excellent);

1969 Giants, Jets, Vikings, Cowboys, Chiefs; 1970, 1971 complete sets; 1972 Lions, Jets, Bills, Giants, Redskins, Packers, Steelers, all excellent. Basketball -- 1973-74 complete set, mint. Send offer for any team or any combination of teams to: David Gordon, 1695 E. 21 St., Brooklyn, NY 11210

FOR SALE: Grab a piece of nostalgia! The original 1962 S-O-M Baseball cards. These rare cards are in mint condition. This collection will be auctioned off to the highest bidder. Opening bid is \$100. Bids lower will be disregarded. Other S-O-M Baseball teams available: Note, 1967-69 seasons sold by the set only. 1969 baseball [Mets with 21 players, Giants with 18] plus extras. Opening bid, \$30. 1968 baseball [Orioles with 21 players, no Cardinals] plus extras. Opening bid \$40. 1967 baseball [minus Twins, Dodgers]. Opening bid \$50. 1966 baseball, many complete. Other teams with one or two players missing. \$5.00 each team. 1965 Cardinals, Phillies, Braves, Giants, Pirates, Twins, Mets with 19 players, Indians 18. \$5.50 per team; \$35 for set. 1964 White Sox, Orioles, Twins, Senators, Indians, Athletics, Dodgers, Cubs, Braves, Phillies, Reds, Colts with 19 players. \$6.00 per team; \$50 for set. 1963 Pirates, Phillies, Braves, Athletics, Orioles, Angels with 16 players. \$6.50 per team; \$32 for set. Note: Set bidders will be given higher consideration. All teams in good to excellent condition. Interested buyers please respond via mail, enclosing SASE or postcard. Send no money until notified. Write: Joe Vece, 52 Funston Ave., Albertson, NY 11507

FOR SALE: 1969 baseball cards. S-O-M Review back issues, 1971-73, thrown in free. Make offer or trade for football cards, any year from 1972 through 1975. Bill Sambli, C.O. Loma, 100 Park Ave., New York, NY 10017

FOR SALE: Football game. Game parts included. No score pads. Plus 9 1971 teams--Cowboys, Dolphins, Chiefs, Vikings, Rams, Redskins, Raiders, Steelers and Eagles. Excellent condition. No bid under \$6.50 (postage included). Send to: Warner Adachi, 20525 Toluca Ave., Torrance, CA 90503

FOR SALE: Full 1973 baseball set, good condition. Send bids to: Kevin Lammer, 2350 Wilbrecht Lane, Dubuque, IA 52001

FOR SALE: Following football teams (all teams good to excellent condition): 1967 Rams, Oakland, Chicago, San Diego; 1968 Kansas City, New York, Browns, Dallas, Baltimore, Detroit, Chicago, Los Angeles, Minnesota, St. Louis, Oakland; 1969 Dallas, Houston, Buffalo, Denver, San Diego, Oakland, New York, Baltimore, Kansas City, Miami, Chicago, Los Angeles, Washington, Minnesota, Detroit; 1971 Houston. All 1970 teams available except Miami; all 1972 teams; all 1973 teams; all 1974 teams. 1970, 1972-74 sold as sets only. Please send bids to: Dennis Patterson, 1331 Sunbury Rd., Richmond, VA 23224

FOR SALE: Baseball teams, none missing, excellent condition. Your best bid is your best shot. You pay postage. Teams available: 1965 N.Y. Mets, Washington; 1966 entire National League, Boston, Kansas City; 1967 Boston, St. Louis, N.Y. Mets, California, Detroit, Minnesota, Chicago Cubs, San Francisco; 1968 N.Y. Mets; 1969 entire National League (including extra players--24 players per team), A.L. extra players. Old-Timers: original Old-Timer teams and 1962 N.Y. Mets, A.L. Hall-of-Famers, N.L. Hall-of-Famers. Write: Russ Behrman, 624 Livingston Hall, c/o Columbia University, New York, NY 10027

FOR SALE: S-D-M Reviews from Aug., 1971 to Jan., 1975. Will sell separately or together. Also 1969 American and National League teams in mint condition. 1971 Dodgers, Orioles, Pirates, Cards, Tigers, A's. 1971 Bears, Raiders, 49ers, Redskins, Cowboys; 1970 Bears, Cowboys, 49ers, Vikings, Colts. 1972-1973 basketball game with the Bucks, 76ers, Bulls, Celtics, Lakers, Knicks. Included in game are 200 scoresheets. Everything in mint or excellent condition. Make me an offer that I can't refuse. I will reply to all letters. Brian [T-Bone] Tanenbau, U. of Michigan, 8712 South Quad, Ann Arbor, MI 48109

FOR SALE: Attention Strat-O-Matic Fans! For sale both football and baseball teams at greatly reduced prices. This is a clearance sale. All teams are complete to my knowledge but I am selling them as is. Teams range from average condition to excellent, which most are. Football -- 1967 NFL complete plus nine teams from AFL and NFL, \$35 as is; 1969 26 teams, \$30, as is; 1970, 26 teams, \$25, as is; 1971, 26 teams, \$20, as is. Two sets of 1972, both have 26 teams, \$15 each, as is. Two sets of 1973, both have 26 teams, \$12 each, as is; 1974, 26 teams, \$8, as is. Baseball -- 1975 excellent condition, plus extras, \$8, as is. The Sporting News Football Guides from 1970 through the present, \$15, for all. Please add \$2 for each set ordered to help pay the postage and make checks or money orders payable to: Richard York, 19171 Derby St., Detroit, MI 48203

FOR SALE: 18-25 baseball teams from 1973-74, plus Hall-of-Fame set A. All for only \$7.50. Am interested in Reviews from Dec., 1973 back. Write: Dave Girrard, 2303 Century Dr., LaGrande, OR 97850

FOR SALE: 1967 baseball. Highest bidder by 15th of next month. Mike Keelley, 2524 Stillwater Road, Maplewood, MN 55119 (1-612-739-4206).

FOR SALE: American Football Conference cards from 1970 season. Will be sold separately or as a set. Bidding ends on 25th of month. Game box and all parts included for bidding. Stewart Liebling, 12855 SW 75 Ave., Miami, FL 33156

FOR SALE: Selling 1972 and earlier season baseball cards at three cents per card. Minimum order \$1.00. Larry Wolf, 3329 Monticello Court, Anchorage, Alaska 99503

FOR SALE: Back issues of Sports Illustrated from 1975 and The Sporting News from 1973 thru 1975. Two baseball games and one football game with all parts included. Baseball - 1911 Philadelphia, 1919 White Sox, 1941 Brooklyn, 1946 Boston, 1948 Cleveland, 1950 Phillies, 1953 Brooklyn, 1954 Cleveland, 1960 Pittsburgh, 1961 Cincinnati, 1961 Detroit, 1961 Yankees, 1965 Dodgers (original), 1966 Phillies, 1967 Boston (blue), 1969 White Sox, 1970 Los Angeles, 1970 Milwaukee, 1973 Atlanta, Baltimore and Los Angeles, 1974 White Sox, Houston, Los Angeles, Phillies and Texas. Football - 1968 Dallas, 1969 Jets, San Diego, 1970 Baltimore, Dallas, Detroit, 1971 Cincinnati, Dallas, Los (continued)

Angeles, Miami, Washington, 1972 Miami, Oakland, Pittsburgh, 1973 Buffalo, Los Angeles, 1974 St. Louis. I am leaving the world of S-O-M. I hope these teams don't end up in my wastebasket. Sean Maloney, 953 Hollywood, Grosse Pointe Woods, MI 48236

FOR SALE: Collector's dream! For most avid fans only. S-O-M liquidation. 1967 baseball -- well used [all cards perfectly readable]; 1968 baseball -- very lightly used; 1969 baseball -- excellent condition [almost never used]; 1970, '71 or '72 baseball -- mint condition [never played]. 1968, '69, '70 or '71 football -- as close to mint condition as you can get. S-O-M did not offer extra players for '67 or '68, so teams are comprised of 20 men; '69 through '72 have rosters of 24 men per team. All baseball leagues will come complete with original S-O-M rosters and a final standings of all the teams and their won-lost records for that particular year. These are collector's items, and I absolutely will not break up leagues. Leagues will be sold to highest bidders. Nick Baldassano, 2243 N. Ayers, Chicago, IL 60647

FOR SALE: 1972 White Sox; 1973 Pirates, Astros, Reds, Dodgers, A's, Yankees; 1974 Padres, Reds, Cardinals, Giants, Mets, Cubs, Phillies, Royals, Angels, Yankees, Orioles, Red Sox, Tigers, Indians. Additional players included in all '73 and '74 teams. All teams in very good to mint condition. Only winner will be notified. Contact: Greg Bernstein, 4507 Toucan St., Torrance, CA 90503

FOR SALE: Football teams from 1967 and 1969 through the present; most are in excellent condition. Send now for your free list and also please enclose an SASE. The list is a bid sheet. First come, first serve. Richard York, 19171 Derby St., Detroit, MI 48203

League Forming

LEAGUE FORMING: Immediate opening for one manager in the well-established,

well-organized "MVSL" (Merrimac Valley Strat-o-Matic League). See Sept. 1975 and July, 1976 issues of Review. Currently actual team head-to-head league playing the 1969 season. Need manager to take over the reins of the '69 Expos and Yankees. Also now taking applications for franchises in next year's MVSL draft league. This will be a continuing year-to-year, head-to-head, A.L. and N.L. draft league. If you live in Mass. or NH, this could be the chance of a lifetime. We plan on making this a real super league and we need your support in this effort. Our current members live in Peabody, Waltham, Merrimac and Medford, Mass., so we span the state pretty well, making a car pool a possibility. If interested contact: George Dolansky, 51 Birch Meadow Rd., Merrimac, MA 01860, or call (617-346-9019)

LEAGUE FORMING: Looking for 10 to 12 reliable managers [no experience needed] to play in a newly formed PBM baseball league using the 1975 cards. This will be a draft league using both the American and National Leagues, with extras. If interested, send your choices in the form of suggestions given on page 9 of July edition of the Review. Make selections from only the league your prefer to play in. Send your choices, name, address, age and experience [if any] to: Matt Lykins, P.O. Box 264, South Webster, OH 45682. All letters will be answered. Send entry as quickly as possible.

LEAGUE FORMING: Am starting an eight-team, PBM draft league with trades before and after every season. Will use advanced side and National League cards with extra players. Send SASE to: Ken Hardie, 113 Gleaves Rd., Springfield, PA 19064

LEAGUE FORMING: I am looking for anyone in the central Iowa area for face-to-face leagues in football, baseball or basketball. I have been playing S-O-M for six years. Please contact: Curt Carr, RR1, VanMeter, IA 50261 (996-2479).

LEAGUE FORMING: The Inter-Queens Strat-O-Matic Baseball Association is finishing its first full season and is looking for more competent managers as we are expanding. We are a draft league and play face-to-face. We meet every two Fridays between 6 and 10 p.m. We currently are at 20 managers and looking to expand to 24. So if you are interested in a good league that meets near Queens College, this is the league for you. The average age of our league members is 18, from 15 to 26.

(continued on next page)

For further information call:
Scott Miller at (212) 886-1461,
or write me at 144-48 26th Ave.,
Flushing, NY 11354. Do it now!

LEAGUE FORMING: The Hot Stove League (HSL), a draft replay of Old-Timer teams through 1964, will be divided up into two divisions, American and National. You will choose the league you wish to be in and draft the players from that league only. A new card set of your choice will be given for a World Series triumph. The entry fee is \$10, which is payable by Dec. 1. Please send your name, address, phone and any league experience and address of former leagues that you have participated in. We will not discriminate against younger players or people without play-by-mail experience. All entrants should also explain why you wish to be in this league and what you feel you can contribute to make it a success. Length of replay will depend upon number of entrants. If you are not willing to do your part to make this an enjoyable league for all, or are not willing to play out your schedule for any reason, do not answer this ad. Mike Cummins, Mobile Park Est.#58, Pana, IL 62557

LEAGUE FORMING: Looking for 10 to 12 reliable managers to play 1975 PBM baseball. It shall be set up as American and National League. Please state your preference. When writing, please select six players at each position and 30 pitchers like the suggestion on page 9 of July's S-O-M Review. Make selections from only the league you indicate. Please send an entry fee of \$5 with your draft. I hope to have the draft soon. Write: Paul Zucker, 1701 N. Tyndall #1G, Tucson, Arizona 85719

LEAGUE FORMING: Managers wanted for efficiently run 1975 play-by-mail baseball league. Looking for enough managers to complete full 24-team schedule. We will use the original 1975 baseball teams, however trades will be allowed and all trades will carry into the next season. This league will be well run and

experience is preferred. But novices will be accepted. League fee is \$4.00. Trophies awarded. Please send a list of teams, in order of preference, to: David Liebeskind, 154 Prospect Park West, Brooklyn, NY 11215

Readers Roll 'Em

[continued]

My suggestion would be to cut out the basic version and put a standard on that side. How many of you play the basic game?

Another point. 1972 N.L. pitchers (basic side) yield a batting average of .259, while 1973 N.L. pitchers are at .268. So, when playing in a draft league, or tournament, I want 1972 because the pitcher's card has less compared to 1973 for the same ERA, and consequently a .300 card in 1972 produces more hits than a .300 card from 1973.

Now, the real crux of this letter concerns the already-issued Old-Timer teams of which I own the entire set. In the top corner of the game company's lineup sheet are the immortal words, "The above teams have been computed to perform realistically and accurately against teams of their own league and period." The implications are obvious. Compare the 1953 pitching cards with the 1909 pitchers cards, a difference in team ERA of about 2.30 for '09 to 4.00 for '53. However, '53 has just as good a card even though the fielding is C, 1B, 3B, CF, RF-1, 2B, SS-2.

Therefore, if you can't play the Old-Timer teams against any teams except those of their own league and period and expect realism and accuracy, who can you play them against?

Stephen Kotkin
102 W. Glen Ave.
Paramus, NJ

Editor's note: Without a doubt, the X-Chart makes a huge difference for a pitcher--and subsequently in a draft league. John Billingham of the Reds is another good example. A good record usually, but put him on a draft team without the Cincy bats and fielding and he becomes mediocre. There are many factors, as you point out, that go into card makeup. For the sake of accuracy, S-O-M will continue to do them the same way, however. The same factors apply to the Old-Timers. The teams are set up according to their time, statistically--is there really any other accurate way of doing it?

Questions & Answers

Editor's note: Questions regarding individual and team ratings will not be answered in most cases, unless a mistake has been made. The game company cannot, for reasons of security, disclose its card-making formula, which would be necessary in some instances to answer such questions. If your question regarding ratings does not appear in the Review within three months after being sent, you may assume the rating is correct.

QUESTION: On the new Football cards there appears to be a mistake on Jim Hart's card for the St. Louis Cardinals. On Short Pass, guessed wrong, roll of 11, it says "Int.+14, 2-8, 12, X 9-11." However, on Short Pass, wrong, roll of 11, it says "Int.+14, 2-7, X 8-12. Is this a mistake, since there is a better chance of an interception occurring when you have guessed wrong than right?

ANSWER: The card is correct as printed because there is also an interception on No. 2, guessed right. However, No. 11, guessed right, should have been increased slightly and No. 2 decreased slightly.

QUESTION: Concerning fielding positions: in what order are they listed on a player's card? I had thought they were listed by amount of games played at each position, but this does not always hold true.

ANSWER: This is part of the computer program. Formula, according to S-O-M, "and would involve much too detailed an answer."

QUESTION: On Rick Upchurch's (1975 Denver Broncos) card it says flanker. But on the offensive lineman card it says split end. Which is correct?

ANSWER: Flanker is correct. He should not have been listed on the rating card.

QUESTION: Which defensive card should the 1975-76 Boston Celtics use?

ANSWER: Their own card. If you mean the 1974-75 team, then you should use the corrected card.

QUESTION: Why was Lenvil Elliott left off the Cincinnati Bengals in the new cards? He gained 307 yards.

ANSWER: S-O-M: "We felt that Elliott would have distorted the Cincinnati running game significantly, as other rushers were used as much as him and, if used in the game, he would have carried much more than 60 times.

QUESTION: On Rick Dempsey's card this past year, he had a fielding rating of RF-4, but no throwing rating on his card. What should it be?

ANSWER: +2.

QUESTION: Situation: Catcher has fielding rating of "1" and a check of X-Chart results in a 4, which means "safe at first on dropped popup," but with no advancement of runners. What happens if there is a runner on first?

ANSWER: Runner goes to second. There should be a "1" after safe on popup reading on No. 4.

S-O-M League, Replay Scene

BEST TEAMS 1973 FOOTBALL REPLAY -- Jeff Merklin and Rodney Yoder of West Jefferson, O., took the 12 best teams through a mixed solitaire and face-to-face replay...Fran Tarkenton directed Minnesota to division title (there were three) and also Super Bowl conquest of Los Angeles. Tarkenton was super in Super showdown, completing 18 of 21 passes for 299 yards and three touchdowns as Vikes triumphed, 28-24...O.J. Simpson, as expected, led league in rushing with 2,060 yards for a 6.4 average...Rams averaged whopping 30.4 points a game...Ken Stabler's being injured for four games cost Oakland heavily, as Raiders lost them all in his absence.

Standings and leaders:

East	Won-Lost	Mid-American	Won-Lost	West	Won-Lost
Miami	9-5	Minnesota	11-3	Los Angeles	11-3
Pittsburgh	7-7	Cincinnati	9-5	Oakland	9-5
Washington	3-11	Cleveland	8-6	Dallas	6-8
Buffalo	3-11	Atlanta	4-10	Kansas City	4-10

Playoffs: Cincinnati 20, Miami 17; Cleveland 26, Oakland 20; Los Angeles 41, Cincinnati 23; Minnesota 24, Cleveland 16. Super Bowl: Minnesota 28, Los Angeles 24.

Team Stats	Best	Worst	Receiving	No-Yds.
1st Downs	Cleveland 18.5	Pittsburgh 13.6	Morin	70-991
Turnovers	Los Angeles 1.6	Cleveland 3.1	Gilliam	64-1244
Rushing Yards	Buffalo 202.4	Washington 82.1	I.Curtis	63-1214
Passing Yards	Cincinnati 174.3	Buffalo 74.9	C.Taylor	61-1282
Total Yards	Cincinnati 323.1	Washington 240.4	O.Taylor	59-873
Defense	Cleveland 236.2	Kansas City 322.6		
Scoring	Los Angeles 30.4	Buffalo 16.3		
Points Allow.	Minnesota 16.9	Washington 25.9		

Rushing	Att-Yds.	Avg.	Passing	Att-Comp	Pct.	Yds.	TD-Int.
Simpson	323-2060	6.4	Stabler	259-154	59.5	1425	11-7
Morris	228-1421	6.2	Dawson	152-88	57.9	890	4-6
McCutcheon	255-1385	5.4	Anderson	364-205	56.3	2440	14-14
Pruitt	229-1321	5.8	Tarkenton	314-174	55.4	1951	15-15
E.Johnson	196-1119	5.7	Livingston	197-106	53.8	1161	4-9

REPLAY 1973 MILWAUKEE BREWERS --Familiarity with a team in S-O-M lends itself to improvement--just ask Mike Martin who guided the '73 Brewers through a 162-game season and wound up winning seven more games than the real-life club...The real-life Brewers were 74-88; in the replay 81-81...In S-O-M the Brewers batted .258 as a team (compared to .253), although the hurling corps was nipped for 1,516 hits in 1,442 innings and surrendered 4.52 earned runs per contest...Milwaukee was particularly effective against the Yankees, winning 12 of 18 games, but dropped 14 of 18 decisions to Boston...Highlights included: Jim Slaton pitching a no-hitter against Cleveland; Jim Colborn hurling a one-hitter against Minnesota; George Scott going 105 games before committing an error at first base (he had only four for the season); Don Money homering twice in a game three times and once hammering three roundtrippers in a single contest and Ellie Rodriguez and Ollie Brown each spraying out six consecutive hits.

NATIONAL LEAGUE REPLAY, 1971 -- Solitaire league conducted by Neil Orser of Sydenham, Ontario...six teams were picked and 130-game schedule played...it took Orser over a year to complete but it was worth it as pennant race went down to 358th game of 360-game schedule. San Francisco whipped fourth-place St. Louis to clinch the crown...Cincinnati was beaten by Pittsburgh in the season's finale to slide the Bucs within a game of the Giants at the finish...home run title was decided in the latter game, too, as Willie [continued on following page]

Stargell blasted a pair to wrest lead away from Lee May of Reds, 38-36...Other highlights included May clouting eight homers during a ten-game stretch; Stargell winning the MVP award after leading in home runs and RBI (98), and Gaylord Perry (25 wins, 2.45 ERA) being chosen Cy Young winner.

How they finished:

	Won-Lost	GB	Batting	Home Runs
San Francisco	75-45	--	Simmons (SL) .355	Stargell (PI) 38
Pittsburgh	74-46	1	M.Alou (SL) .335	May (CI) 36
Cincinnati	58-62	17	Rose (CI) .332	Robertson (PIT) 31
St. Louis	57-63	18	Beckert (CH) .328	Bonds (SF) 21
Chicago	54-66	21	Clemente (PIT).328	Williams (CH) 21
Montreal	41-79	34		

	RBI	ERA	Wins
Stargell (PIT)	98	Blass (PIT) 2.36	Perry (SF) 25
Robertson (PIT)	75	Marichal (SF) 2.44	Marichal (SF) 23
Strikeouts		Perry (SF) 2.45	Blass (PIT) 23
Gibson (SL)	255	Gibson (SL) 2.79	Nolan (CIN) 20
Jenkins (CH)	245		

ROOS BROTHERS BEST TEAM LEAGUE -- Brothers Tom, Andy and Chris Roos, of the Bronx, NY, took best 12 teams from 1974 and played 162-game season... Two-division setup was used, teams being divided randomly...League took over year to complete...Ralph Garr of Atlanta went wild at the plate, hitting amazing .424 with 316 hits, 31 triples and scoring 126 runs...Garr hit safely in 58 consecutive games...Buzz Capra of the Braves hurled league's only no-hitter, setting down Baltimore in a four-strikeout, one-walk performance...Playoffs, matching first and second teams in each division against each other, went to: Los Angeles over Boston, 2-1, 6-3, 5-4; Cincinnati over New York Yankees, 1-4, 8-6, 2-7, 10-1 and 3-1; and, in the World Series, Cincinnati swept L.A., 5-2, 5-2, 4-3, 7-4.

Standings and leaders:

Division A	Won-Lost	GB	Division B	Won-Lost	GB	Batting
Los Angeles	116-46	--	Cincinnati	101-61	--	Garr (AT) .424
N.Y. Yanks	88-74	28	Boston	76-86	25	Carew (MN) .351
Atlanta	85-77	31	Philadelphia	75-87	26	Smith (SL) .351
Oakland	83-79	33	Pittsburgh	72-90	29	Oliver (PIT) .345
Baltimore	70-92	46	Texas	71-91	30	Montanez (SL) .333
Minnesota	64-98	52	St. Louis	70-92	31	

Home Runs

Schmidt (PH)	47
Aaron (AT)	44
Robertson (PIT)	41
Jackson (OAK)	40
Wynn (LA)	38
Burroughs (TX)	36

RBI

Aaron (AT)	143
Perez (CIN)	137
Wynn (LA)	130
Yeager (LA)	129

Hits - Garr (AT), 316; Carew (MN) 248

Doubles - Rose (CIN) 56; Bench (CIN) 51.

Triples - Garr (AT) 31; Evans (BO) 18

Stolen Bases - Brock (SL) 123.

Runs - Garr (AT) 126.

Wins

Sutton (LA)	33
John (LA)	28
Niekro (AT)	27
Capra (AT)	26
Messersmith (LA)	26
Zahn (LA)	25
Gullett (CIN)	23
May (NY)	23
Hunter (OAK)	23
Ellis (PIT)	22
Hood (CIN)	22

ERA

Niekro (AT)	2.26
Blyleven (MN)	2.33
Norman (CIN)	2.35
Capra (AT)	2.38
May (NY)	2.50
Hunter (OAK)	2.64
John (LA)	2.77
Hrabosky (SL)	2.81
Garland (BAL)	2.84
Sutton (LA)	2.86
Gullett (CIN)	2.88

Strikeouts

Blyleven (MN)	336
Gullett (CIN)	279
Kirby (CIN)	254

Shutouts

Capra (AT)	8
John (LA)	8

STRAT-O-MATIC REVIEW
P.O. BOX 27
OTSEGO, MICHIGAN
49078

BULK RATE
U.S. Postage
PAID
Permit No. 32
OTSEGO, MICH.

THIRD CLASS

If the number before your name reads 11/76, this is the last issue of your subscription. To renew your subscription, check number of months desired below and enclose proper amount (preferably check or money order, please no coins).

_____ 3 months, \$1.50; _____ 6 months, \$2.75; _____ 1 year, \$5.10.

_____ Strat-O-Matic Directory, 70¢.

If you desire First class mailing, please enclose an additional 13¢ per issue. Send subscription renewals to: Strat-O-Matic Review, P.O. Box 27, Otsego, MI 49078.

OLD-TIMER S-O-M PRO FOOTBALL BALLOT

1. _____
2. _____
3. _____
4. _____
5. _____
6. _____

Remember, send your choices to the Strat-O-Matic Review (above address). Do not send to the Strat-O-Matic Game Co. All results are being tabulated by the Review and forwarded to the game company.

ATTENTION! ATTENTION!

Late word has been received that Robert Henry (Mr. Trivia) has changed address. He's now going to school in New York and his mailing address will be 468 W. 34th St., Room 472, New York, NY 10001.